



ANEXO I
ALCALDIA DISTRICTAL DE BARRANQUILLA
INFORME FINANCIERO
INFORME CONSOLIDADO
CORTE A 31 DE MARZO DE 2014

(Cifras en miles de pesos)

| Código | ACTIVO | Cifras \$ | Código | PASIVO | Cifras \$ |
|--------|-----------------------------------|-------------------------|--------|----------------------------------|-------------------------|
| | CORRIENTE | 1,270,652,364.00 | | CORRIENTE | 202,656,612.00 |
| 11 | Efectivo | 10,464,365.00 | 22 | Deuda pública | 26,275,478.00 |
| 12 | Inversiones | 222,791.00 | 23 | Obligaciones financieras | 11,250,000.00 |
| 13 | Rentas por cobrar | 516,087,031.00 | 24 | Cuentas por pagar | 64,571,204.00 |
| 14 | Deudores | 743,878,140.00 | 25 | Obligaciones laborales | 29,956,626.00 |
| 15 | Inventarios | 37.00 | 27 | Pasivos estimados | 6,653,062.00 |
| 19 | Otros Activos | - | 29 | Otros pasivos | 63,950,242.00 |
| | NO CORRIENTE | 2,594,581,220.00 | | NO CORRIENTE | 1,181,638,644.00 |
| 12 | Inversiones | 49,955,297.00 | 22 | Deuda pública | 294,389,146.00 |
| 13 | Rentas por cobrar | - | 23 | Obligaciones financieras | 90,292,725.00 |
| 14 | Deudores | - | 24 | Cuentas por pagar | 7,413,740.00 |
| 16 | Propiedad, planta y equipo | 762,311,567.00 | 26 | Otros Bonos y Títulos Emitidos | 50,510.00 |
| 17 | Bienes de beneficio y uso público | 697,238,911.00 | 27 | Pasivos estimados | 789,492,523.00 |
| 19 | Otros Activos | 1,085,075,445.00 | 29 | Otros pasivos | - |
| | TOTAL ACTIVO | 3,865,233,584.00 | 3 | PATRIMONIO | 2,480,938,328.00 |
| | | | 31 | Hacienda Pública | 2,480,938,328.00 |
| | | | | TOTAL PASIVO Y PATRIMONIO | 3,865,233,584.00 |

ELSA MARGARITA NOGUERA
ELSA MARGARITA NOGUERA DE LA ESPRIELLA
ALCALDESA DISTRICTAL DE BARRANQUILLA
ad pro

RAUL LACOUTURE BAZA
RAUL LACOUTURE BAZA
SECRETARIO HACIENDA
aptes

EDGARDO GOMEZ BARROS
EDGARDO GOMEZ BARROS
JEFE OFICINA CONTADURIA
TP. 104130-T



ANEXO 2
ALCALDIA DISTRITAL DE BARRANQUILLA
INFORME FINANCIERO
INFORME CONSOLIDADO
CORTE A 31 DE MARZO DE 2014

(Cifras en miles de pesos)

| Código | ACTIVO | Cifras \$ | Código | PASIVO | Cifras \$ |
|--------|--|-------------------------|--------|--|-----------------------|
| | CORRIENTE | 1,270,652,364.00 | | CORRIENTE | 202,656,612.00 |
| 11 | Efectivo | 10,464,365.00 | 22 | Deuda pública | 26,275,478.00 |
| 1105 | Caja | 924,840.00 | 2208 | Deuda Pública interna de Largo Plazo | 26,275,478.00 |
| 1110 | Bancos y Corporaciones | 9,539,525.00 | | | |
| 12 | Inversiones | 222,791.00 | 23 | Operaciones de Financiamiento | 11,250,000.00 |
| 1201 | Inversiones Administración de Liquidez Títulos de Deuda | 222,791.00 | 2307 | Operaciones de Financiamiento | 11,250,000.00 |
| 1207 | Inversiones con fines de Política | - | | | |
| 1208 | Inversiones en Entidades Controladas | - | | | |
| 1280 | Provisión para protección de inversiones | - | 24 | Cuentas por pagar | 64,571,204.00 |
| 13 | Renta por cobrar | 516,087,031.00 | 2401 | Adquisición de bienes y servicios | 5,626,477.00 |
| 1305 | Vigencia actual | 153,962,645.00 | 2403 | Transferencias | 1,401,303.00 |
| 1310 | Vigencia anterior | 362,124,386.00 | 2422 | Intereses por Pagar | 7,413,740.00 |
| 14 | Deudores | 743,878,140.00 | 2425 | Acreedores | 28,774,415.00 |
| 1401 | Ingresos No Tributarios | 330,893,124.00 | 2430 | Subsidios asignados | 5,869,388.00 |
| 1407 | Prestación de Servicios | 5,010,231.00 | 2436 | Retención en la fuente e impuesto de timbre | 1,186,745.00 |
| 1413 | Transferencias por cobrar | 59,510,886.00 | 2440 | Impuestos Contribuciones y tasas | 23,023.00 |
| 1420 | Avances y anticipos entregados | 50,638,592.00 | 2450 | Avances y anticipos recibidos | - |
| 1424 | Recursos entregados en Admon | 272,861,428.00 | 2453 | Recursos Entregados en Admon | 3,193,679.00 |
| 1425 | Depósitos entregados | 3,069,247.00 | 2455 | Depósitos recibidos de terceros | - |
| | | | 2460 | Créditos judiciales | 4,468,899.00 |

[Handwritten signature]



ANEXO 2
ALCALDIA DISTRICTAL DE BARRANQUILLA
INFORME FINANCIERO
INFORME CONSOLIDADO
CORTE A 31 DE MARZO DE 2014

(Cifras en miles de pesos)

| Código | ACTIVO | Cifras \$ | Código | PASIVO | Cifras \$ |
|--------|---|-------------------------|--------|---|-------------------------|
| 1470 | Otros deudores | 21,853,693.00 | 2480 | Administración y Prestación de Servicio | 6,613,535.00 |
| 1475 | Deudas de Difícil Recaudo | 40,939.00 | 25 | Obligaciones laborales | 29,956,626.00 |
| 1480 | Provisión para deudores | - | 2505 | Salarios y prestaciones sociales | 24,993,462.00 |
| 15 | Inventarios | 37.00 | 2510 | Pensiones por pagar | 4,963,164.00 |
| 1518 | Materiales para la prestación de servicios | 37.00 | 27 | Pasivos estimados | 6,653,062.00 |
| 19 | Otros Activos | - | 2715 | Provisión para Prestaciones Sociales | 6,653,062.00 |
| 1901 | Reserva Financiera Actuarial | - | 29 | Otros pasivos | 63,950,242.00 |
| 1905 | Gastos pagados por anticipado | - | 2905 | Recaudo a favor de Terceros | 18,996,527.00 |
| | | | 2910 | Contribuciones | 43,713,388.00 |
| | | | 2917 | Anticipo de Impuestos | 1,240,327.00 |
| | NO CORRIENTE | 2,594,581,220.00 | | | |
| 12 | Inversiones | 49,955,297.00 | | NO CORRIENTE | 1,181,638,644.00 |
| 1207 | Inversiones Patrimoniales Metodo del Costo | 14,167,274.00 | | | |
| 1208 | Inversiones Patrimoniales Metodo de Participación | 41,395,213.00 | 22 | Deuda pública | 294,389,146.00 |
| 1280 | Provisión para protección de inversiones | -5,607,190.00 | 2208 | Deuda Pública intema de Largo Plazo | 294,389,146.00 |
| 16 | Propiedad, planta y equipo | 762,311,567.00 | 23 | Operaciones de Financiamiento | 90,292,725.00 |
| 1605 | Terrenos | 257,863,191.00 | | | |
| 1610 | Semovientes | 48,579.00 | | | |

algsm ③



ANEXO 2
ALCALDIA DISTRITAL DE BARRANQUILLA
INFORME FINANCIERO
INFORME CONSOLIDADO
CORTE A 31 DE MARZO DE 2014

(Cifras en miles de pesos)

| Código | ACTIVO | Cifras \$ | Código | PASIVO | Cifras \$ |
|--------|---|-------------------------|--------|---------------------------------|-------------------------|
| 1615 | Construcciones en Curso | 48,641,937.00 | 2307 | Operaciones de Financiamiento | 90,292,725.00 |
| 1625 | Propiedad, planta y equipo en tramite | - | | | |
| 1635 | Bienes muebles en bodega | 359,763.00 | 24 | Cuentas por pagar | 7,413,740.00 |
| 1640 | Edificaciones | 423,984,688.00 | | | |
| 1650 | Redes, líneas y cables | 4,477,812.00 | 2422 | Intereses por Pagar | 7,413,740.00 |
| 1655 | Maquinaria y equipo | 9,054,900.00 | | | |
| 1660 | Equipo médico científico | 1,809,642.00 | 26 | Otros Bonos y Títulos Emitidos | 50,510.00 |
| 1665 | Muebles, enseres y equipos de oficina | 24,257,848.00 | | | |
| 1670 | Equipos de comunicación y computación | 20,621,303.00 | 2625 | Bonos Pensionales | 50,510.00 |
| 1675 | Equipo de transporte, tracción y elevación | 22,814,153.00 | | | |
| 1680 | Equipo de comedor y cocina | 101,160.00 | 27 | Pasivos estimados | 789,492,523.00 |
| 1685 | Depreciación acumulada | -51,065,755.00 | 2710 | Provisiones para contingencias | 15,053,952.00 |
| 1695 | Provisiones | -657,654.00 | 2720 | Provision para Pensiones | 773,984,771.00 |
| | | | | Provision para Bonos Pensionale | - |
| 17 | Bienes de beneficio y uso público | 697,238,911.00 | 2721 | | |
| 1705 | Otros Bienes de Uso Publico en Construccion | 22,000,252.00 | 2790 | Provisiones diversas | 453,800.00 |
| 1710 | Bienes de uso público | 808,730,086.00 | | | |
| 1715 | Bienes históricos y culturales | 1,109.00 | | | |
| 1785 | Amortización acumulada bienes uso público | -133,492,536.00 | | | |
| 19 | Otros activos | 1,085,075,445.00 | 31 | Hacienda Pública | 2,480,938,328.00 |
| 1901 | Reserva Financiera Actuarial | 222,090,701.00 | | | |
| 1905 | Gastos pagados por anticipado | 321.00 | | | |

PATRIMONIO

[Handwritten signature]
 (47)



ANEXO 2
ALCALDIA DISTRICTAL DE BARRANQUILLA
INFORME FINANCIERO
INFORME CONSOLIDADO
CORTE A 31 DE MARZO DE 2014

(Cifras en miles de pesos)

| Código | ACTIVO | Cifras \$ | Código | PASIVO | Cifras \$ |
|--------|--|-------------------------|--------|---------------------------------------|-------------------------|
| 1910 | Cargos Diferidos | 103,711.00 | 3105 | Capital fiscal | 2,185,595,310.00 |
| 1915 | Obras y Mejoras en Propiedad Ajena | 181,702.00 | 3110 | Resultados del ejercicio | 265,635,724.00 |
| 1920 | Bienes entregados a terceros | 831,593,341.00 | 3115 | Superávit por valorización | 31,279,969.00 |
| 1925 | Amortización de bienes entregados a terceros | -4,409,884.00 | 3117 | Superávit por metodo de participación | 2,207,586.00 |
| 1960 | Bienes de Arte y Cultura | 889,957.00 | 3120 | Superávit por Donación | 5,152,701.00 |
| 1970 | Intangibles | 4,663,982.00 | 3125 | Patrimonio Publico Incorporado | 39,903.00 |
| 1975 | Amortización acumulada intangibles | -1,318,355.00 | 3128 | Provision, Amortización, Depreciacion | -8,972,865.00 |
| 1999 | Valorizaciones | 31,279,969.00 | | | |
| | TOTAL ACTIVO | 3,865,233,584.00 | | TOTAL PASIVO Y PATRIMONIO | 3,865,233,584.00 |

Elsa Margarita Noguera
ELSA MARGARITA NOGUERA DE LA ESPRIELLA
ALCALDESA DISTRICTAL DE BARRANQUILLA

Rafael Acuña
RAFAEL ACUÑA
SECRETARIO HACIENDA

Edgardo Gomez Barros
EDGARDO GOMEZ BARROS
JEFE OFICINA DE CONTADURIA
TP. No 104130-T



ANEXO 3
ALCALDIA DISTRITAL DE BARRANQUILLA
ESTADO DE ACTIVIDAD FINANCIERA, ECONOMICA Y SOCIAL
INFORME CONSOLIDADO
CORTE A 31 DE MARZO DE 2014

| Código | (Cifras en miles de pesos) Cuentas | Cifras \$ |
|--------|--|------------------------------|
| | INGRESOS OPERACIONALES | <u>556,909,240.00</u> |
| 41 | Ingresos Fiscales | 340,883,728.00 |
| 43 | Venta de servicios | 3,996,751.00 |
| 44 | Transferencias | 212,028,761.00 |
| | GASTOS OPERACIONALES | <u>357,252,584.00</u> |
| 51 | De administración | 103,906,079.00 |
| 52 | De Operación | - |
| 53 | Provisiones Depreciaciones | 9,494,455.00 |
| 54 | Transferencias | 32,593,642.00 |
| 55 | Gasto social | 211,258,408.00 |
| 57 | Operaciones Interinstitucionales | - |
| | COSTOS DE VENTAS Y OPERACIÓN | <u>2,280,102.00</u> |
| 63 | Costo de Ventas de Servicios | 2,280,102.00 |
| | EXCEDENTE (DÉFICT) OPERACIONAL | <u>197,376,554.00</u> |
| | OTROS INGRESOS | <u>71,897,635.00</u> |
| 48 | Otros ingresos | 71,897,635.00 |
| | OTROS GASTOS | <u>3,638,465.00</u> |
| 58 | Otros gastos | 3,638,465.00 |
| | EXCEDENTE (DEFICIT) DEL EJERCICIO | <u>265,635,724.00</u> |

dm

ELSA MARGARITA NOGUERA DE LA ESPRIELLA
ALCALDESA DISTRITAL DE BARRANQUILLA *mg*


EDGARDO GOMEZ-BARROS
JEFE OFICINA DE CONTADURIA DISTRITAL
TP No 104130-T


RAUL LACOUTURE DAZA
SECRETARIO HACIENDA *apuz*

ANEXO 4
ALCALDIA DISTRITAL DE BARRANQUILLA
ESTADO DE ACTIVIDAD FINANCIERA, ECONOMICA Y SOCIAL
INFORME CONSOLIDADO
CORTE A 31 DE MARZO DE 2014
(Cifras en miles de pesos)

| Código | Cuentas | Cifras |
|-----------|---|-----------------------|
| | INGRESOS OPERACIONALES | 556,909,240.00 |
| 41 | Ingresos Fiscales | 340,883,728.00 |
| 4105 | Tributarios | 303,764,467.00 |
| 4110 | No tributarios | 43,011,163.00 |
| 4195 | Devoluciones y Descuentos | -5,891,902.00 |
| 43 | Venta de Servicios | 3,996,751.00 |
| 4305 | Servicios Educativos | 357,410.00 |
| 4312 | Laboratorio clínico | 3,617,246.00 |
| 4390 | Otros Servicios | 22,095.00 |
| 4395 | Devoluciones Descuentos y Rebajas | - |
| 44 | Transferencias | 212,028,761.00 |
| 4408 | Sistema General de Participaciones | 128,982,991.00 |
| 4413 | Sistema General de Regalias | 351,577.00 |
| 4421 | Del Sistema General de Solidaridad | 67,713,150.00 |
| 4428 | Otras Transferencias | 14,981,043.00 |
| | GASTOS OPERACIONALES | 357,252,584.00 |
| 51 | De administración | 103,906,079.00 |
| 5101 | Sueldos y Salarios | 17,921,918.00 |
| 5102 | Contribuciones imputadas | 58,235,688.00 |
| 5103 | Contribuciones efectivas | 3,392,319.00 |
| 5104 | Aportes sobre la nómina | 648,285.00 |
| 5111 | Generales | 23,707,869.00 |
| 5120 | Impuestos, Contribuciones y Tasas | - |
| 53 | Provisiones Agotamiento Depreciacion | 9,494,455.00 |

aplic

ANEXO 4
ALCALDIA DISTRITAL DE BARRANQUILLA
ESTADO DE ACTIVIDAD FINANCIERA, ECONOMICA Y SOCIAL
INFORME CONSOLIDADO
CORTE A 31 DE MARZO DE 2014
(Cifras en miles de pesos)

| Código | Cuentas | Cifras |
|---------------|---|-----------------------|
| 5302 | Provision para Protección de Inversiones | 4,259,436.00 |
| 5304 | Provision Agotamiento y Servicios | - |
| 5314 | Provision para Litigios Demandas Sentencias | 5,235,019.00 |
| 54 | Transferencias | 32,593,642.00 |
| 5423 | Otras Transferencias | 32,593,642.00 |
| 55 | Gasto social | 211,258,408.00 |
| 5501 | Educación | 97,923,405.00 |
| 5502 | Salud | 73,440,669.00 |
| 5503 | Agua potable y Saneamiento Basico | 10,937,070.00 |
| 5504 | Vivienda | - |
| 5505 | Recreación y Deportes | 2,009,558.00 |
| 5506 | Cultura | 4,373,339.00 |
| 5507 | Desarrollo comunitario y Desarrollo social | 19,469,568.00 |
| 5508 | Medio Ambiente | - |
| 5550 | Subsidios asignados | 3,104,799.00 |
| 57 | Operaciones Interinstitucionales | - |
| 5705 | Fondos Entregados | - |
| | COSTOS DE VENTAS Y OPERACIÓN | 2,280,102.00 |
| 63 | Costo de Ventas de Servicios | 2,280,102.00 |
| 6305 | Servicios Educativos | 2,280,102.00 |
| | EXCEDENTE (DÉFICIT) OPERACIONAL | 197,376,554.00 |
| 48 | OTROS INGRESOS | 71,897,635.00 |
| 4805 | Financieros | 5,762,955.00 |
| 4808 | Otros Ingresos Ordinarios | 771,813.00 |

apm




ANEXO 4
ALCALDIA DISTRITAL DE BARRANQUILLA
ESTADO DE ACTIVIDAD FINANCIERA, ECONOMICA Y SOCIAL
INFORME CONSOLIDADO
CORTE A 31 DE MARZO DE 2014
(Cifras en miles de pesos)

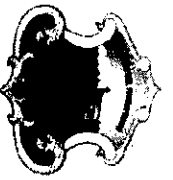
| Código | Cuentas | Cifras |
|---------------|---------------------------------|-----------------------|
| 4810 | Extraordinarios | 1,119,885.00 |
| 4815 | Ajuste de ejercicios anteriores | 64,242,982.00 |
| 58 | OTROS GASTOS | 3,638,465.00 |
| 5801 | Intereses | 5,935,423.00 |
| 5802 | Comisiones | 624,285.00 |
| 5805 | Otros gastos Financieros | 89,897.00 |
| 5808 | Otros gastos Ordinarios | - |
| 5810 | Extraordinarios | - |
| 5815 | Ajuste de ejercicios anteriores | -3,011,140.00 |
| | EXCEDENTE (DÉFICIT) | 265,635,724.00 |

Edto

ELSA MARGARITA NOGUERA DE LA ESPRIELLA
ALCALDESA DISTRITAL DE BARRANQUILLA *duy*


RAUL LACOUTURE DAZA
SECRETARIO HACIENDA *apies*


EDGARDO GOMEZ BARROS
JEFE OFICINA DE CONTADURIA DISTRITAL
TP. No 104130-T



ANEXO I
ALCALDIA DISTRICTAL DE BARRANQUILLA
INFORME FINANCIERO
DISTRITO
AL 31 DE MARZO DE 2014

(Cifras en miles de pesos)

| Código | ACTIVO | Cifras \$ | Código | PASIVO | Cifras \$ |
|--------|----------------------------------|-------------------------|--------|----------------------------------|-------------------------|
| | CORRIENTE | 1,257,739,763.00 | | CORRIENTE | 194,628,700.00 |
| 11 | Efectivo | 1,307,978.00 | 22 | Deuda pública | 19,929,369.00 |
| 12 | Inversiones | - | 23 | Obligaciones financieras | 15,277,778.00 |
| 13 | Rentas por cobrar | 516,087,034.00 | 24 | Cuentas por pagar | 59,805,463.00 |
| 14 | Deudores | 740,344,714.00 | 25 | Obligaciones laborales | 29,497,821.00 |
| 15 | Inventarios | 37.00 | 27 | Pasivos estimados | 6,528,100.00 |
| 19 | Otros Activos | - | 29 | Otros pasivos | 63,590,169.00 |
| | NO CORRIENTE | 2,568,301,098.00 | | NO CORRIENTE | 1,184,163,969.00 |
| 12 | Inversiones | 49,955,294.00 | 22 | Deuda pública | 300,735,255.00 |
| 13 | Rentas por cobrar | - | 23 | Obligaciones financieras | 86,264,949.00 |
| 14 | Deudores | - | 24 | Cuentas por pagar | 7,413,741.00 |
| 16 | Propiedad, planta y equipo | 737,281,072.00 | 26 | Operaciones Interinstitucionales | 50,510.00 |
| 17 | Bienes de beneficio y uso ... | 697,238,912.00 | 27 | Pasivos estimados | 789,699,514.00 |
| 19 | Otros Activos | 1,083,825,820.00 | 29 | Otros pasivos | - |
| | TOTAL ACTIVO | 3,826,040,861.00 | 3 | PATRIMONIO | 2,447,248,192.00 |
| | | | 31 | Hacienda Pública | 2,447,248,192.00 |
| | | | | TOTAL PASIVO Y PATRIMONIO | 3,826,040,861.00 |

ELSA MARGARITA NOGUERA

ELSA MARGARITA NOGUERA DE LA ESPRIELLA
ALCALDESA DISTRITAL DE BARRANQUILLA

RAUL LAGOTUNE DAZA
SECRETARIO HACIENDA

EDGARDO GOMEZ BARROS
JEFE OFICINA DE CONTADURIA
TP. N° 104130-T



ALCALDÍA DE BARRANQUILLA
Unidad Especial, Industrial y Portuario

ANEXO 2
ALCALDIA DISTRICTAL DE BARRANQUILLA
INFORME FINANCIERO
DISTRITO
AL 31 DE MARZO DE 2014

| Código | ACTIVO | Cifras en Miles \$ | Código | PASIVO | Cifras \$ |
|--------|--|-------------------------|--------|--------------------------------------|-----------------------|
| | CORRIENTE | 1,257,739,763.00 | | CORRIENTE | 194,628,700.00 |
| 11 | Efectivo | 1,307,978.00 | 22 | Deuda pública | 19,929,369.00 |
| 1105 | Caja | 386,400.00 | | | |
| 1110 | Bancos y Corporaciones | 921,578.00 | 2208 | Deuda Pública interna de Largo Plazo | 19,929,369.00 |
| | | | 23 | Operaciones de Financiamiento | 15,277,778.00 |
| 12 | Inversiones | - | 2307 | Operaciones de financiamiento | 15,277,778.00 |
| 1203 | Inversiones con fines de Política | - | | | |
| 1280 | Provisión para protección de | - | 24 | Cuentas por pagar | 59,805,463.00 |
| 13 | Renta por cobrar | 516,087,034.00 | 2401 | Adquisición de bienes y servicios | 4,867,652.00 |
| 1305 | Vigencia actual | 153,962,647.00 | 2403 | Transferencias | 1,400,215.00 |
| 1310 | Vigencia anterior | 362,124,387.00 | 2422 | Intereses por Pagar | 7,413,740.00 |
| | | | 2425 | Acreedores | 26,108,737.00 |
| 14 | Deudores | 740,344,714.00 | 2430 | Subsidios asignados | 5,869,390.00 |
| 1401 | Ingresos No Tributarios | 330,561,550.00 | 2436 | Retención en la fuente e impuesto de | 139,364.00 |
| 1407 | Prestación de Servicios | 5,000,000.00 | 2440 | Impuestos Contribuciones y tasas | - |
| 1413 | Transferencias por cobrar | 56,645,346.00 | 2450 | Avances y anticipos recibidos | - |
| 1420 | Avances y anticipos entregados | 50,638,520.00 | 2453 | Recursos Entregados en Admon | 3,193,679.00 |
| | | | 2455 | Depósitos recibidos de terceros | - |
| 1424 | Recursos entregados en Admon | 272,861,429.00 | 2460 | Créditos judiciales | 4,199,151.00 |
| 1425 | Depósitos entregados | 2,975,686.00 | 2480 | Regimen Subsidiado | 6,613,535.00 |
| 1470 | Otros deudores | 21,662,183.00 | 25 | Obligaciones laborales | 29,497,821.00 |
| 1480 | Provisión para deudores | - | 2505 | Salarios y prestaciones sociales | 24,534,655.00 |
| | | | 2510 | Pensiones por pagar | 4,963,166.00 |
| 15 | Inventarios | 37.00 | 27 | Pasivos estimados | 6,528,100.00 |
| 1518 | Materiales para la prestación de servicios | 37.00 | 2715 | Provisión para Prestaciones Sociales | 6,528,100.00 |
| 19 | Otros Activos | - | 29 | Otros pasivos | 63,590,169.00 |

apina



ANEXO 2
 ALCALDIA DISTRICTAL DE BARRANQUILLA
 INFORME FINANCIERO
 DISTRITO
 AL 31 DE MARZO DE 2014

| Código | ACTIVO | Cifras en Miles \$ | Código | PASIVO | Cifras \$ |
|-----------|---|-------------------------|--------|--------------------------------------|-------------------------|
| 1905 | Gastos pagados por anticipado | - | 2905 | Recaudo a favor de Terceros | 18,996,527.00 |
| | | | 2910 | Contribuciones | 43,353,315.00 |
| | NO CORRIENTE | 2,568,301,098.00 | 2917 | Anticipo de Impuestos | 1,240,327.00 |
| 12 | Inversiones | 49,955,294.00 | | NO CORRIENTE | 1,184,163,969.00 |
| 1207 | Inversiones Patrimoniales Metodo del Costo | 14,167,274.00 | | | |
| 1208 | Inversiones Patrimoniales Metodo de Participación | 41,395,213.00 | 22 | Deuda pública | 300,735,255.00 |
| 1280 | Provisión para protección de inversiones | -5,607,193.00 | 2208 | Deuda Publica interna de Largo Plazo | 300,735,255.00 |
| 16 | Propiedad, planta y equipo | 737,281,072.00 | 24 | Cuentas por pagar | 7,413,741.00 |
| 1605 | Terrenos | 257,674,772.00 | 2422 | Intereses por Pagar | 7,413,741.00 |
| 1615 | Construcciones en Curso | 48,641,937.00 | 23 | Operaciones de Financiamiento | 86,264,949.00 |
| 1625 | Plantas y Ductos | - | 2307 | Operaciones de Financiamiento | 86,264,949.00 |
| 1635 | Bienes muebles en bodega | 87,287.00 | 26 | Otros Bonos y Títulos Emitidos | 50,510.00 |
| 1640 | Edificaciones | 420,314,344.00 | 2625 | Bonos Pensionales | 50,510.00 |
| 1650 | Redes, líneas y cables | 4,374,953.00 | 27 | Pasivos estimados | 789,699,514.00 |
| 1655 | Maquinaria y equipo | 3,788,859.00 | | | |
| 1660 | Equipo médico científico | 1,303,914.00 | | | |
| 1665 | Muebles, enseres y equipos de oficina | 9,245,626.00 | | | |
| 1670 | Equipos de comunicación y computación | 11,774,004.00 | 2710 | Provisiones para contingencias | 15,260,943.00 |
| 1675 | Equipo de transporte, tracción y elevación | 22,738,059.00 | 2720 | Provision para Pensiones | 773,984,771.00 |
| 1680 | Equipo de comedor y cocina | 6,934.00 | 2721 | Provision para Bonos Pensionales | - |
| 1685 | Depreciación acumulada | -42,011,963.00 | 2790 | Provisiones diversas | 453,800.00 |
| 1695 | Provisiones | -657,654.00 | | | |
| 17 | Bienes de beneficio y uso público | 697,238,912.00 | | PATRIMONIO | 2,447,248,192.00 |
| 1705 | Bienes de uso público En Construc | 22,000,252.00 | | | |
| 1706 | Bienes de uso público En Concesio | - | | | |

Agustin (3)



ALCALDÍA DE BARRANQUILLA
Distrito Especial, Industria y Comercio

ANEXO 2
ALCALDIA DISTRITAL DE BARRANQUILLA
INFORME FINANCIERO
DISTRITO
AL 31 DE MARZO DE 2014

| Código | ACTIVO | Cifras en Miles | Código | PASIVO | Cifras |
|-----------|--|-------------------------|--------|---------------------------------------|-------------------------|
| | | \$ | | | \$ |
| 1710 | Bienes de uso público | 808.730.087,00 | 31 | Hacienda Pública | 2.447.248.192,00 |
| 1715 | Bienes históricos y culturales | 1.109,00 | | | |
| 1785 | Amortización acumulada bienes uso público | -133.492.536,00 | 3105 | Capital fiscal | 2.159.557.474,00 |
| 19 | Otros activos | 1.083.825.820,00 | | | |
| 1901 | Reserva Financiera Actuarial | 222.090.701,00 | 3110 | Resultados del ejercicio | 257.585.934,00 |
| 1905 | Gastos pagados por anticipado | - | 3115 | Superávit por valorización | 31.279.969,00 |
| 1910 | Cargos Diferidos | 92.040,00 | 3117 | Superávit por metodo de participación | 2.207.586,00 |
| 1920 | Bienes entregados a terceros | 831.593.341,00 | 3120 | Superávit por Donación | 5.008.327,00 |
| 1925 | Amortización de bienes entregados a terceros | -4.409.884,00 | 3125 | Patrimonio Publico Incorporado | - |
| 1970 | Intangibles | 4.381.903,00 | | | |
| 1975 | Amortización acumulada intangibles | -1.202.250,00 | 3128 | Provision. Amortizacion. Depreciacion | -8.391.098,00 |
| 1999 | Valorizaciones | 31.279.969,00 | | | |
| | TOTAL ACTIVO | 3.826.040.861,00 | | TOTAL PASIVO Y PATRIMONIO | 3.826.040.861,00 |

Elisa Margarita Noguera
ELISA MARGARITA NOGUERA DE LA ESPRIELLA
ALCALDESA DISTRITAL DE BARRANQUILLA


Raquel Acorture Daza
RAQUEL ACORTURE DAZA
SECRETARIA HACIENDA


Edgardo Gomez Barros
EDGARDO GÓMEZ BARRÓS
JEFE OFICINA DE CONTADURIA
TP. N.º 104130-T

apenas
(4)

(Cifras en miles de pesos)

| Código | Cuentas | Cifras \$ |
|--------|--|-----------------------|
| | INGRESOS OPERACIONALES | 542,285,371.00 |
| 41 | Ingresos Fiscales | 340,883,729.00 |
| 43 | Venta de servicios | 3,617,246.00 |
| 44 | Transferencias | 197,784,396.00 |
| | GASTOS OPERACIONALES | 352,704,203.00 |
| 51 | De administración | 99,357,698.00 |
| 52 | De Operación | - |
| 53 | Provisiones, agotamiento, amortización | 9,494,455.00 |
| 54 | Transferencias | 32,593,642.00 |
| 55 | Gasto social | 211,258,408.00 |
| | EXCEDENTE (DÉFICT) OPERACIONAL | 189,581,168.00 |
| | OTROS INGRESOS | 71,613,570.00 |
| 48 | Otros ingresos | 71,613,570.00 |
| | OTROS GASTOS | 3,608,804.00 |
| 58 | Otros gastos | 3,608,804.00 |
| | EXCEDENTE (DEFICIT) DEL EJERCICIO | 257,585,934.00 |


ELSA MARGARITA NOGUERA DE LA ESPRIELLA
ALCALDESA DISTRITAL DE BARRANQUILLA


EDGARDO GOMEZ BARROS
JEFE OFICINA DE CONTADURIA
TP. No 104130-T


RAUL LACOUTURE BAZA
SECRETARIO DE HACIENDA

00



ALCALDÍA DE BARRANQUILLA
Distrito Especial, Industrial y Portuario

ANEXO 4
ALCALDIA DISTRITAL DE BARRANQUILLA
ESTADO DE ACTIVIDAD FINANCIERA, ECONOMICA Y SOCIAL
DISTRITO
AL 31 DE MARZO DE 2014
(Cifras en miles de pesos)

| Código | Cuentas | Cifras \$ |
|-----------|---|-----------------------|
| | INGRESOS OPERACIONALES | 542,285,371.00 |
| 41 | Ingresos Fiscales | 340,883,729.00 |
| 4105 | Tributarios | 303,764,467.00 |
| 4110 | No tributarios | 43,011,164.00 |
| 4195 | Descuentos Rebajas y Devoluciones | -5,891,902.00 |
| 43 | Venta de Servicios | 3,617,246.00 |
| 4312 | Laboratorio clínico | 3,617,246.00 |
| 4330 | Servicios de tránsito y transporte | - |
| 44 | Transferencias | 197,784,396.00 |
| 4408 | Sistema General de Participaciones | 128,982,991.00 |
| 4413 | Sistema General de Regalias | 351,577.00 |
| 4421 | Del Sistema General de Solidaridad | 67,713,151.00 |
| 4428 | Otras Transferencias | 736,677.00 |
| | GASTOS OPERACIONALES | 352,704,203.00 |
| 51 | De administración | 99,357,698.00 |
| 5101 | Sueldos y Salarios | 13,907,381.00 |
| 5102 | Contribuciones imputadas | 58,235,688.00 |
| 5103 | Contribuciones efectivas | 2,988,347.00 |
| 5104 | Aportes sobre la nómina | 558,029.00 |
| 5111 | Generales | 23,668,253.00 |
| 5120 | Impuestos, Contribuciones y Tasas | - |
| 52 | De Operación | - |
| 5211 | Generales | - |
| 53 | Provisiones, agotamiento, depreciaciones y amortiz | 9,494,455.00 |
| 5302 | Provision Para Proteccion de Inversiones | 4,259,436.00 |
| 5314 | Provision Para Contingencia | 5,235,019.00 |
| 54 | Transferencias | 32,593,642.00 |
| 5408 | Participacion para Propositos Generales | - |
| 5423 | Otras Transferencias | 32,593,642.00 |
| 55 | Gasto social | 211,258,408.00 |
| 5501 | Educación | 97,923,405.00 |
| 5502 | Salud | 73,440,669.00 |
| 5503 | Agua Potable y Saneamiento Basico | 10,937,070.00 |
| 5504 | Vivienda | - |

apenas

2



ALCALDÍA DE BARRANQUILLA
Distrito Especial, Industrial y Portuario

ANEXO 4
ALCALDIA DISTRICTAL DE BARRANQUILLA
ESTADO DE ACTIVIDAD FINANCIERA, ECONOMICA Y SOCIAL
DISTRITO

AL 31 DE MARZO DE 2014

(Cifras en miles de pesos)

| Código | Cuentas | Cifras \$ |
|-----------|--|-----------------------|
| 5505 | Recreacion y Deportes | 2,009,558.00 |
| 5506 | Cultura | 4,373,339.00 |
| 5507 | Desarrollo comunitario y Desarrollo social | 19,469,568.00 |
| 5508 | Medio Ambiente | - |
| 5550 | Subsidios asignados | 3,104,799.00 |
| 57 | Operaciones Interinstitucionales | - |
| 5705 | Fondos Entregados | - |
| | EXCEDENTE (DÉFICIT) OPERACIONAL | 189,581,168.00 |
| 48 | OTROS INGRESOS | 71,613,570.00 |
| 4805 | Financieros | 5,759,381.00 |
| 4808 | Otros Ingresos Ordinarios | 771,813.00 |
| 4810 | Extraordinarios | 852,407.00 |
| 4815 | Ajuste de ejercicios anteriores | 64,229,969.00 |
| 58 | OTROS GASTOS | 3,608,804.00 |
| 5801 | Intereses | 5,935,423.00 |
| 5802 | Comisiones | 604,542.00 |
| 5805 | Otros gastos Financieros | 81,067.00 |
| 5808 | Otros gastos Ordinarios | - |
| 5810 | Extraordinarios | - |
| 5815 | Ajuste de ejercicios anteriores | -3,012,228.00 |
| | EXCEDENTE (DÉFICIT) | 257,585,934.00 |

ELSA MARGARITA NOGUERA DE LA ESPRIELLA
ALCALDESA DISTRICTAL DE BARRANQUILLA

EDGARDO GOMEZ BARROS
JEFE OFICINA DE CONTADURIA
TP No 104130-T

RAUL LACOUTURE DAZA
SECRETARIO HACIENDA



ALCALDIA DE BARRANQUILLA
Distrito Especial Industrial - Portuario

ANEXO I
ALCALDIA DISTRICTAL DE BARRANQUILLA
INFORME FINANCIERO
DISTRITO
AL 31 DE MARZO DE 2014

(Cifras en miles de pesos)

| Código | ACTIVO | Cifras \$ | Código | PASIVO | Cifras \$ |
|--------|----------------------------------|-------------------------|--------|----------------------------------|-------------------------|
| | CORRIENTE | 1.307.695.057.00 | ### | CORRIENTE | 194.628.700.00 |
| 11 | Efectivo | 1.307.978.00 | 22 | Deuda pública | 19.929.369.00 |
| 12 | Inversiones | 49.955.294.00 | 23 | Obligaciones financieras | 15.277.778.00 |
| 13 | Rentas por cobrar | 516.087.034.00 | 24 | Cuentas por pagar | 59.805.463.00 |
| 14 | Deudores | 740.344.714.00 | 25 | Obligaciones laborales | 29.497.821.00 |
| 15 | Inventarios | 37.00 | 27 | Pasivos estimados | 6.528.100.00 |
| 19 | Otros Activos | - | 29 | Otros pasivos | 63.590.169.00 |
| | NO CORRIENTE | 2.568.301.098.00 | | NO CORRIENTE | 1.184.163.969.00 |
| 12 | Inversiones | 49.955.294.00 | 22 | Deuda pública | 300.735.255.00 |
| 13 | Rentas por cobrar | - | 23 | Obligaciones financieras | 86.264.949.00 |
| 14 | Deudores | - | 24 | Cuentas por pagar | 7.413.741.00 |
| 16 | Propiedad, planta y equipo | 737.281.072.00 | 26 | Operaciones Interinstitucionales | 50.510.00 |
| 17 | Bienes de beneficio y uso ... | 697.238.912.00 | 27 | Pasivos estimados | 789.699.514.00 |
| 19 | Otros Activos | 1.083.825.820.00 | 29 | Otros pasivos | - |

| | | |
|----|-------------------|-------------------------|
| 3 | PATRIMONIO | 2.447.248.192.00 |
| 31 | Hacienda Pública | 2.447.248.192.00 |

| | | | |
|---------------------|-------------------------|----------------------------------|-------------------------|
| TOTAL ACTIVO | 3.875.996.155.00 | TOTAL PASIVO Y PATRIMONIO | 3.826.040.861.00 |
| | 49.955.294.00 | | -49.955.294.00 |

ELSA MARGARITA NOGUERA
ELSA MARGARITA NOGUERA DE LA ESPRIELLA
ALCALDESA DISTRICTAL DE BARRANQUILLA

PAUL LACOUTURE DAZA
PAUL LACOUTURE DAZA
SECRETARIO HACIENDA

EDGARDO GOMEZ BARROS
EDGARDO GOMEZ BARROS
JEFE OFICINA DE CONTADURIA
TP. Nº 104130-T



ALCALDÍA DE BARRANQUILLA
Distrito Especial, Industrial y Portuario

ANEXO 2
ALCALDIA DISTRICTAL DE BARRANQUILLA
INFORME FINANCIERO
DISTRITO
AL 31 DE MARZO DE 2014

| Código | ACTIVO | Cifras en Miles \$ | Código | PASIVO | Cifras \$ |
|--------|--|-------------------------|--------|--------------------------------------|-----------------------|
| | CORRIENTE | 1,257,739,763.00 | | CORRIENTE | 194,628,700.00 |
| 11 | Efectivo | 1,307,978.00 | 22 | Deuda pública | 19,929,369.00 |
| 1105 | Caja | 386,400.00 | | | |
| 1110 | Bancos y Corporaciones | 921,578.00 | 2208 | Deuda Pública Interna de Largo Plazo | 19,929,369.00 |
| 12 | Inversiones | - | 23 | Operaciones de Financiamiento | 15,277,778.00 |
| 1203 | Inversiones con fines de Política | - | 2307 | Operaciones de Financiamiento | 15,277,778.00 |
| 1280 | Provisión para protección de | - | 24 | Cuentas por pagar | 59,805,463.00 |
| 13 | Renta por cobrar | 516,087,034.00 | 2401 | Adquisición de bienes y servicios | 4,867,652.00 |
| 1305 | Vigencia actual | 153,962,647.00 | 2403 | Transferencias | 1,400,215.00 |
| 1310 | Vigencia anterior | 362,124,387.00 | 2422 | Intereses por Pagar | 7,413,740.00 |
| 14 | Deudores | 740,344,714.00 | 2425 | Acreedores | 26,108,737.00 |
| 1401 | Ingresos No Tributarios | 330,561,550.00 | 2430 | Subsidios asignados | 5,869,390.00 |
| 1407 | Prestación de Servicios | 5,000,000.00 | 2436 | Retención en la fuente e impuesto de | 139,364.00 |
| 1413 | Transferencias por cobrar | 56,645,346.00 | 2440 | Impuestos Contribuciones y tasas | - |
| 1420 | Avances y anticipos entregados | 50,638,520.00 | 2450 | Avances y anticipos recibidos | - |
| 1424 | Recursos entregados en Admon | 272,861,429.00 | 2453 | Recursos Entregados en Admon | 3,193,679.00 |
| 1425 | Depósitos entregados | 2,975,686.00 | 2455 | Depósitos recibidos de terceros | - |
| 1470 | Otros deudores | 21,662,183.00 | 2460 | Créditos judiciales | 4,199,151.00 |
| 1480 | Provisión para deudores | - | 2480 | Regimen Subsidiado | 6,613,535.00 |
| 15 | Inventarios | 37.00 | 25 | Obligaciones laborales | 29,497,821.00 |
| 1518 | Materiales para la prestación de servicios | 37.00 | 2505 | Salarios y prestaciones sociales | 24,534,655.00 |
| 19 | Otros Activos | - | 2510 | Pensiones por pagar | 4,963,166.00 |
| | | | 27 | Pasivos estimados | 6,528,100.00 |
| | | | 2715 | Provisión para Prestaciones Sociales | 6,528,100.00 |
| | | | 29 | Otros pasivos | 63,590,169.00 |

[Handwritten signature]



ALCALDIA DE BARRANQUILLA
Distrito Especial, Industrial y Portuario

ANEXO 2
ALCALDIA DISTRITAL DE BARRANQUILLA
INFORME FINANCIERO
DISTRITO
AL 31 DE MARZO DE 2014

| Código | ACTIVO | Cifras en Miles \$ | Código | PASIVO | Cifras \$ |
|--------|---|-------------------------|--------|--------------------------------------|-------------------------|
| 1905 | Gastos pagados por anticipado | - | 2905 | Recaudado a favor de Terceros | 18,996,527.00 |
| | | | 2910 | Contribuciones | 43,353,315.00 |
| | NO CORRIENTE | 2,568,301,098.00 | 2917 | Anticipo de Impuestos | 1,240,327.00 |
| 12 | Inversiones | 49,955,294.00 | | NO CORRIENTE | 1,184,163,969.00 |
| 1207 | Inversiones Patrimoniales Metodo del Costo | 14,167,274.00 | | | |
| 1208 | Inversiones Patrimoniales Metodo de Participación | 41,395,213.00 | 22 | Deuda pública | 300,735,255.00 |
| 1280 | Provisión para protección de inversiones | -5,607,193.00 | 2208 | Deuda Pública interna de Largo Plazo | 300,735,255.00 |
| 16 | Propiedad, planta y equipo | 737,281,072.00 | 24 | Cuentas por pagar | 7,413,741.00 |
| 1605 | Terrenos | 257,674,772.00 | 2422 | Intereses por Pagar | 7,413,741.00 |
| 1615 | Construcciones en Curso | 48,641,937.00 | 23 | Operaciones de Financiamiento | 86,264,949.00 |
| 1625 | Plantas y Ductos | - | 2307 | Operaciones de Financiamiento | 86,264,949.00 |
| 1635 | Bienes muebles en bodega | 87,287.00 | 26 | Otros Bonos y Títulos Emitidos | 50,510.00 |
| 1640 | Edificaciones | 420,314,344.00 | 2625 | Bonos Pensionales | 50,510.00 |
| 1650 | Redes, líneas y cables | 4,374,953.00 | | | |
| 1655 | Maqunaria y equipo | 3,788,859.00 | 27 | Pasivos estimados | 789,699,514.00 |
| 1660 | Equipo médico científico | 1,303,914.00 | | | |
| 1665 | Muebles, enseres y equipos de oficina | 9,245,626.00 | | | |
| 1670 | Equipos de comunicación y computación | 11,774,004.00 | 2710 | Provisiones para contingencias | 15,260,943.00 |
| 1675 | Equipo de transporte, tracción y elevación | 22,738,059.00 | 2720 | Provision para Pensiones | 773,984,771.00 |
| 1680 | Equipo de comedor y cocina | 6,934.00 | 2721 | Provision para Bonos Pensionales | - |
| 1685 | Depreciación acumulada | -42,011,963.00 | 2790 | Provisiones diversas | 453,800.00 |
| 1695 | Provisiones | -657,654.00 | | | |
| 17 | Bienes de beneficio y uso público | 697,238,912.00 | | PATRIMONIO | 2,447,248,192.00 |
| 1705 | Bienes de uso público En Construc | 22,000,252.00 | | | |
| 1706 | Bienes de uso público En Concesio | - | | | |

[Handwritten signature]



ALCALDÍA DE BARRANQUILLA
Figura Especial Industrial y Portuario

ANEXO 2
ALCALDÍA DISTRICTAL DE BARRANQUILLA
INFORME FINANCIERO
DISTRITO

AL 31 DE MARZO DE 2014

| Código | ACTIVO | Cifras en Miles \$ | Código | PASIVO | Cifras \$ |
|---------------------|--|-------------------------|----------------------------------|---------------------------------------|-------------------------|
| | | | | | |
| 1710 | Bienes de uso público | 808,730,087.00 | 31 | Hacienda Pública | 2,447,248,192.00 |
| 1715 | Bienes históricos y culturales | 1,109.00 | | | |
| 1785 | Amortización acumulada bienes uso público | -133,492,536.00 | 3105 | Capital fiscal | 2,159,557,474.00 |
| 19 | Otros activos | 1,083,825,820.00 | | | |
| 1901 | Reserva Financiera Actuarial | 222,090,701.00 | 3110 | Resultados del ejercicio | 257,585,934.00 |
| 1905 | Gastos pagados por anticipado | - | 3115 | Superávit por valorización | 31,279,969.00 |
| 1910 | Cargos Diferidos | 92,040.00 | 3117 | Superávit por metodo de participación | 2,207,586.00 |
| 1920 | Bienes entregados a terceros | 831,593,341.00 | 3120 | Superávit por Donación | 5,008,327.00 |
| 1925 | Amortización de bienes entregados a terceros | -4,409,884.00 | | | |
| 1970 | Intangibles | 4,381,903.00 | 3125 | Patrimonio Publico Incorporado | - |
| 1975 | Amortización acumulada intangibles | -1,202,250.00 | | | |
| 1999 | Valorizaciones | 31,279,969.00 | 3128 | Provision. Amortizacion, Depreciacion | -8,391,098.00 |
| TOTAL ACTIVO | | 3,826,040,861.00 | TOTAL PASIVO Y PATRIMONIO | | 3,826,040,861.00 |

ELSA MARGARITA NOGUERA DE LA ESPRIELLA
ALCALDESA DISTRICTAL DE BARRANQUILLA

RAÚL LACOUTURE DAZA
SECRETARIO HACIENDA

EDGARDO GOMEZ BARROS
JEFE OFICINA DE CONTADURIA
TP. No. 004130-T



ALCALDÍA DE BARRANQUILLA
Distrito Especial Industrial y Portuario

ANEXO 3
ALCALDIA DISTRICTAL DE BARRANQUILLA
ESTADO DE ACTIVIDAD FINANCIERA, ECONOMICA Y SOCIAL
DISTRITO
AL 31 DE MARZO DE 2014

(Cifras en miles de pesos)

| Código | Cuentas | Cifras \$ |
|--------|--|-----------------------|
| | INGRESOS OPERACIONALES | 542,285,371.00 |
| 41 | Ingresos Fiscales | 340,883,729.00 |
| 43 | Venta de servicios | 3,617,246.00 |
| 44 | Transferencias | 197,784,396.00 |
| | GASTOS OPERACIONALES | 352,704,203.00 |
| 51 | De administración | 99,357,698.00 |
| 52 | De Operación | - |
| 53 | Provisiones, agotamiento, amortización | 9,494,455.00 |
| 54 | Transferencias | 32,593,642.00 |
| 55 | Gasto social | 211,258,408.00 |
| | EXCEDENTE (DÉFICT) OPERACIONAL | 189,581,168.00 |
| | OTROS INGRESOS | 71,613,570.00 |
| 48 | Otros ingresos | 71,613,570.00 |
| | OTROS GASTOS | 3,608,804.00 |
| 58 | Otros gastos | 3,608,804.00 |
| | EXCEDENTE (DEFICIT) DEL EJERCICIO | 257,585,934.00 |

ELSA MARGARITA NOGUERA DE LA ESPRIELLA

ELSA MARGARITA NOGUERA DE LA ESPRIELLA
ALCALDESA DISTRICTAL DE BARRANQUILLA

edbr

EDGARDO GOMEZ BARROS
EDGARDO GOMEZ BARROS
JEFE OFICINA DE CONTADURIA
TP. No 104130-T

RAUL LACOUTURE DAZA
RAUL LACOUTURE DAZA
SECRETARIO DE HACIENDA
apm



ALCALDÍA DE BARRANQUILLA
Oficina Especial Industrial y Portuario

ANEXO 4
ALCALDIA DISTRITAL DE BARRANQUILLA
ESTADO DE ACTIVIDAD FINANCIERA, ECONOMICA Y SOCIAL
DISTRITO
AL 31 DE MARZO DE 2014
(Cifras en miles de pesos)

| Código | Cuentas | Cifras \$ |
|-----------|---|-----------------------|
| | INGRESOS OPERACIONALES | 542,285,371.00 |
| 41 | Ingresos Fiscales | 340,883,729.00 |
| 4105 | Tributarios | 303,764,467.00 |
| 4110 | No tributarios | 43,011,164.00 |
| 4195 | Descuentos Rebajas y Devoluciones | -5,891,902.00 |
| 43 | Venta de Servicios | 3,617,246.00 |
| 4312 | Laboratorio clínico | 3,617,246.00 |
| 4330 | Servicios de tránsito y transporte | - |
| 44 | Transferencias | 197,784,396.00 |
| 4408 | Sistema General de Participaciones | 128,982,991.00 |
| 4413 | Sistema General de Regalias | 351,577.00 |
| 4421 | Del Sistema General de Solidaridad | 67,713,151.00 |
| 4428 | Otras Transferencias | 736,677.00 |
| | GASTOS OPERACIONALES | 352,704,203.00 |
| 51 | De administración | 99,357,698.00 |
| 5101 | Sueldos y Salarios | 13,907,381.00 |
| 5102 | Contribuciones imputadas | 58,235,688.00 |
| 5103 | Contribuciones efectivas | 2,988,347.00 |
| 5104 | Aportes sobre la nómina | 558,029.00 |
| 5111 | Generales | 23,668,253.00 |
| 5120 | Impuestos, Contribuciones y Tasas | - |
| 52 | De Operación | - |
| 5211 | Generales | - |
| 53 | Provisiones, agotamiento, depreciaciones y amortiz | 9,494,455.00 |
| 5302 | Provision Para Proteccion de Inversiones | 4,259,436.00 |
| 5314 | Provision Para Contingencia | 5,235,019.00 |
| 54 | Transferencias | 32,593,642.00 |
| 5408 | Participacion para Propositos Generales | - |
| 5423 | Otras Transferencias | 32,593,642.00 |
| 55 | Gasto social | 211,258,408.00 |
| 5501 | Educación | 97,923,405.00 |
| 5502 | Salud | 73,440,669.00 |
| 5503 | Agua Potable y Saneamiento Basico | 10,937,070.00 |
| 5504 | Vivienda | - |

apies

18




ALCALDÍA DE BARRANQUILLA
Distrito Especial, Industrial y Portuario


ANEXO 4
ALCALDIA DISTRITAL DE BARRANQUILLA
ESTADO DE ACTIVIDAD FINANCIERA, ECONOMICA Y SOCIAL
DISTRITO

AL 31 DE MARZO DE 2014

(Cifras en miles de pesos)

| Código | Cuentas | Cifras \$ |
|-----------|--|-----------------------|
| 5505 | Recreacion y Deportes | 2,009,558.00 |
| 5506 | Cultura | 4,373,339.00 |
| 5507 | Desarrollo comunitario y Desarrollo social | 19,469,568.00 |
| 5508 | Medio Ambiente | - |
| 5550 | Subsidios asignados | 3,104,799.00 |
| 57 | Operaciones Interinstitucionales | - |
| 5705 | Fondos Entregados | - |
| | EXCEDENTE (DÉFICIT) OPERACIONAL | 189,581,168.00 |
| 48 | OTROS INGRESOS | 71,613,570.00 |
| 4805 | Financieros | 5,759,381.00 |
| 4808 | Otros Ingresos Ordinarios | 771,813.00 |
| 4810 | Extraordinarios | 852,407.00 |
| 4815 | Ajuste de ejercicios anteriores | 64,229,969.00 |
| 58 | OTROS GASTOS | 3,608,804.00 |
| 5801 | Intereses | 5,935,423.00 |
| 5802 | Comisiones | 604,542.00 |
| 5805 | Otros gastos Financieros | 81,067.00 |
| 5808 | Otros gastos Ordinarios | - |
| 5810 | Extraordinarios | - |
| 5815 | Ajuste de ejercicios anteriores | -3,012,228.00 |
| | EXCEDENTE (DÉFICIT) | 257,585,934.00 |


ELSA MARGARITA NOGUERA DE LA ESPRIELLA
ALCALDESA DISTRITAL DE BARRANQUILLA


EDGARDO GOMEZ BARROS
JEFE OFICINA DE CONTADURIA
TP. No 104130-T


RAUL LACOUTURE DAZA
SECRETARIO HACIENDA



| CODIGO | CUENTA | SALDO FINAL | MOV DEBITO | MOV CREDITO | SALDO FINAL | SALDO CTE | SALDO NO CTE |
|-----------|---|------------------|------------------|------------------|------------------|------------------|------------------|
| 1 | ACTIVO | 3,563,593,644.00 | 1,292,614,854.00 | 1,030,167,637.00 | 3,826,040,861.00 | 1,257,739,763.00 | 2,568,301,098.00 |
| 1.1 | EFFECTIVO | 952,241.00 | 81,061,290.00 | 80,705,553.00 | 1,307,978.00 | 1,307,978.00 | 0.00 |
| 1.1.05 | CAJA | 0.00 | 386,400.00 | 0.00 | 386,400.00 | 386,400.00 | 0.00 |
| 1.1.05.02 | CAJAS MENORES | 0.00 | 386,400.00 | 0.00 | 386,400.00 | 386,400.00 | 0.00 |
| 1.1.10 | BANCOS Y CDRORACIONES | 952,241.00 | 80,674,890.00 | 80,705,553.00 | 921,578.00 | 921,578.00 | 0.00 |
| 1.1.10.05 | CUENTA CORRIENTE BANCARIA | 330,780.00 | 74,068,506.00 | 74,068,003.00 | 331,283.00 | 331,283.00 | 0.00 |
| 1.1.10.06 | CUENTAS DE AHORRO | 621,459.00 | 1,006,014.00 | 1,077,180.00 | 590,293.00 | 590,293.00 | 0.00 |
| 1.1.10.13 | DEPOSITO FONDO SOLIDARIDAD Y REDISTRIBUCION DEL | 2.00 | 5,560,370.00 | 5,560,370.00 | 2.00 | 2.00 | 0.00 |
| 1.2 | INVERSIONES | 38,924,833.00 | 15,289,897.00 | 4,259,436.00 | 49,955,904.00 | 0.00 | 49,955,294.00 |
| 1.2.07 | INVERSIONES PATRIMONIALES METODO DE | 14,167,274.00 | 0.00 | 0.00 | 14,167,274.00 | 0.00 | 14,167,274.00 |
| 1.2.07.55 | SOCIEDADES DE ECO MIXTA | 14,167,274.00 | 0.00 | 0.00 | 14,167,274.00 | 0.00 | 14,167,274.00 |
| 1.2.08 | INVERSIONES PATRIMONIALES METODO DE | 26,793,310.00 | 14,601,903.00 | 0.00 | 41,395,213.00 | 0.00 | 41,395,213.00 |
| 1.2.08.31 | EMP IND Y CIALES DEL ESTADO | 11,980,000.00 | 0.00 | 0.00 | 11,980,000.00 | 0.00 | 11,980,000.00 |
| 1.2.08.32 | SOCIEDADES DE ECO MIXTA | 14,813,310.00 | 14,601,903.00 | 0.00 | 29,415,213.00 | 0.00 | 29,415,213.00 |
| 1.2.80 | PROVISION PARA PROTECCION | -2,035,751.00 | 687,994.00 | 4,259,436.00 | -5,607,193.00 | 0.00 | -5,607,193.00 |
| 1.2.80.34 | INVERSIONES PATRIMONIALES ENTIDADES NO CONTROL | -77,901.00 | 3,174.00 | 9,136.00 | -83,863.00 | 0.00 | -83,863.00 |
| 1.2.80.35 | INV PATRIMONIALES ENT CONTROLADAS | -1,957,850.00 | 684,820.00 | 4,250,300.00 | -5,523,330.00 | 0.00 | -5,523,330.00 |
| 1.3 | RENTAS POR COBRAR | 372,758,314.00 | 445,573,863.00 | 302,265,143.00 | 516,087,034.00 | 516,087,034.00 | 0.00 |
| 1.3.05 | VIGENCIA ACTUAL | 81,074,938.00 | 303,764,467.00 | 230,876,758.00 | 153,962,647.00 | 153,962,647.00 | 0.00 |
| 1.3.05.07 | PREDIAL UNIFICADO | 78,238,953.00 | 240,583,407.00 | 177,547,523.00 | 141,274,837.00 | 141,274,837.00 | 0.00 |
| 1.3.05.08 | IMPUESTO DE INDUSTRIA Y COMERCIO | 2,490,849.00 | 35,210,437.00 | 37,126,221.00 | 575,065.00 | 575,065.00 | 0.00 |
| 1.3.05.15 | IMPUESTO DE LINEACION URBANA | 0.00 | 43,885.00 | 43,885.00 | 0.00 | 0.00 | 0.00 |
| 1.3.05.19 | IMPUESTO DE AVISOS Y TABLEROS | 270,421.00 | 3,629,703.00 | 3,859,963.00 | 60,161.00 | 60,161.00 | 0.00 |
| 1.3.05.21 | IMPUESTO SOBRE VEHICULOS | 0.00 | 1,726,827.00 | 1,726,827.00 | 0.00 | 0.00 | 0.00 |
| 1.3.05.33 | SOBRETASA A LA GASOLINA | 0.00 | 8,348,632.00 | 5,205,511.00 | 3,143,121.00 | 3,143,121.00 | 0.00 |
| 1.3.05.42 | OCCUPACION DE VIAS | 0.00 | 338,009.00 | 338,009.00 | 0.00 | 0.00 | 0.00 |
| 1.3.05.45 | IMPUESTO A PUBLICIDAD EXTERIOR VISUAL | 0.00 | 9,643,426.00 | 803,158.00 | 8,840,268.00 | 8,840,268.00 | 0.00 |
| 1.3.05.62 | IMPUESTO SOBRETASA BOMBERIL | 74,715.00 | 165,784.00 | 113,838.00 | 51,946.00 | 51,946.00 | 0.00 |
| 1.3.05.90 | DTRDS IMPUESTOS DISTRIAL | 0.00 | 9,309,993.00 | 988,459.00 | 17,249.00 | 17,249.00 | 0.00 |
| 1.3.10 | VIGENCIA ANTERIOR | 291,683,376.00 | 141,809,396.00 | 71,368,385.00 | 362,124,387.00 | 362,124,387.00 | 0.00 |
| 1.3.10.07 | PREDIAL UNIFICADO | 203,489,863.00 | 78,238,953.00 | 30,260,147.00 | 251,468,671.00 | 251,468,671.00 | 0.00 |
| 1.3.10.08 | INDUSTRIA Y COMERCIO | 77,682,959.00 | 49,357,269.00 | 35,543,562.00 | 91,496,666.00 | 91,496,666.00 | 0.00 |
| 1.3.10.20 | AVISOS Y TABLEROS | 7,688,404.00 | 11,274,842.00 | 4,146,708.00 | 14,816,538.00 | 14,816,538.00 | 0.00 |
| 1.3.10.59 | SOBRETASA BOMBERIL | 2,822,150.00 | 2,938,330.00 | 1,417,968.00 | 4,342,512.00 | 4,342,512.00 | 0.00 |
| 1.4 | DEUDORES | 669,744,043.00 | 685,492,323.00 | 614,891,652.00 | 740,344,714.00 | 740,344,714.00 | 0.00 |
| 1.4.01 | INGRESOS NO TRIBUTARIOS | 342,472,939.00 | 44,627,499.00 | 56,538,888.00 | 330,561,550.00 | 330,561,550.00 | 0.00 |
| 1.4.01.01 | TASAS | 0.00 | 3,393,275.00 | 3,393,275.00 | 0.00 | 0.00 | 0.00 |
| 1.4.01.02 | MULTAS | 0.00 | 6,346,210.00 | 5,911,062.00 | 435,148.00 | 435,148.00 | 0.00 |
| 1.4.01.03 | INTERESES | 67,645,244.00 | 1,785,444.00 | 4,433,404.00 | 64,997,284.00 | 64,997,284.00 | 0.00 |
| 1.4.01.04 | SANCCIONES | 46,621,312.00 | 2,367,740.00 | 2,742,162.00 | 46,246,890.00 | 46,246,890.00 | 0.00 |
| 1.4.01.22 | ESTAMPILLAS | 745,363.00 | 27,304,440.00 | 25,271,337.00 | 2,778,466.00 | 2,778,466.00 | 0.00 |
| 1.4.01.27 | PUBLICACIONES | 0.00 | 0.00 | 0.00 | 0.00 | 0.00 | 0.00 |
| 1.4.01.29 | DERECHOS DE TRANSTID | 0.00 | 0.00 | 0.00 | 0.00 | 0.00 | 0.00 |
| 1.4.01.58 | DERECHOS DE EXPLOTACION | 0.00 | 476,598.00 | 225,437.00 | 251,161.00 | 251,161.00 | 0.00 |

15



| CODIGO | CUENTA | SALDO FINAL | MOV DEBITO | MOV CREDITO | SALDO FINAL | SALDO CTE | SALDO NO CTE |
|-----------|---|----------------|----------------|----------------|----------------|----------------|--------------|
| 1.4.01.60 | CONTRIBUCIONES | 227.461,020.00 | 2.533.614.00 | 14.142.033.00 | 215.852.601.00 | 215.852.601.00 | 0.00 |
| 1.4.01.61 | CUOTA DE FISCALIZACION Y AUDITALE | 0.00 | 0.00 | 0.00 | 0.00 | 0.00 | 0.00 |
| 1.4.01.90 | DTROS DEUDORES ING NO TRIBUTARIOS | 0.00 | 420.178.00 | 420.178.00 | 0.00 | 0.00 | 0.00 |
| 1.4.07.08 | PRESTACION DE SERVICIOS | 5.000.000.00 | 3.617.246.00 | 3.617.246.00 | 5.000.000.00 | 5.000.000.00 | 0.00 |
| 1.4.07.90 | SERVICIOS DE DOCUMENTACION E IDENTIFICACION | 0.00 | 3.617.246.00 | 3.617.246.00 | 0.00 | 0.00 | 0.00 |
| 1.4.07.90 | OTROS SERVICIOS | 5.000.000.00 | 0.00 | 0.00 | 5.000.000.00 | 5.000.000.00 | 0.00 |
| 1.4.13 | TRANSFERENCIAS POR COBRAR | 35.302.352.00 | 197.890.847.00 | 176.547.853.00 | 56.645.346.00 | 56.645.346.00 | 0.00 |
| 1.4.13.11 | SISTEMA GENERAL SALUD FOSYGA | 0.00 | 67.713.150.00 | 36.441.790.00 | 31.271.360.00 | 31.271.360.00 | 0.00 |
| 1.4.13.13 | SISTEMA GENERAL DE REGALIAS | 0.00 | 351.577.00 | 351.577.00 | 0.00 | 0.00 | 0.00 |
| 1.4.13.14 | DTRAS TRANSFERENCIAS | 13.830.688.00 | 843.131.00 | 12.352.577.00 | 2.321.242.00 | 2.321.242.00 | 0.00 |
| 1.4.13.15 | SISTEMA GENERAL DE PARTICIPACIONES P PARTICIPA | 0.00 | 35.827.734.00 | 34.825.285.00 | 1.002.449.00 | 1.002.449.00 | 0.00 |
| 1.4.13.16 | SIST GRAL PARTICIPACION EDUCACION | 0.00 | 79.726.898.00 | 79.726.898.00 | 0.00 | 0.00 | 0.00 |
| 1.4.13.17 | SIST GRAL PARTICIPACION PROPOSITO GENERAL | 2.083.134.00 | 7.064.920.00 | 6.793.080.00 | 2.354.974.00 | 2.354.974.00 | 0.00 |
| 1.4.13.18 | SISTEMA GENERAL DE PARTICIPACIONES-PARTICIPACION | 17.574.173.00 | 0.00 | 0.00 | 17.574.173.00 | 17.574.173.00 | 0.00 |
| 1.4.13.19 | SIST GRAL PARTICIPACION ALIMENTACION ESCOLAR | 142.417.00 | 489.991.00 | 469.078.00 | 163.330.00 | 163.330.00 | 0.00 |
| 1.4.13.20 | SIST GRAL PARTICIPACION RIO GRANDE DE LA MAGDALE | 8.393.00 | 28.209.00 | 27.198.00 | 9.404.00 | 9.404.00 | 0.00 |
| 1.4.13.22 | SIST GRAL PARTICIPACION AGUA POTABLE Y SANTEAMENI | 1.663.547.00 | 5.845.237.00 | 5.560.370.00 | 1.948.414.00 | 1.948.414.00 | 0.00 |
| 1.4.13.23 | SISTEMA GENERAL DE PARTICIPACIONES-ATENCIÓN INTE | 0.00 | 0.00 | 0.00 | 0.00 | 0.00 | 0.00 |
| 1.4.20 | AVANCES Y ANTICIPOS ENTREGADOS | 50.638.520.00 | 0.00 | 0.00 | 50.638.520.00 | 50.638.520.00 | 0.00 |
| 1.4.20.03 | ANTICIPO SOBRE CONVENIOS Y ACUERDOS | 1.967.709.00 | 0.00 | 0.00 | 1,967,709.00 | 1,967,709.00 | 0.00 |
| 1.4.20.12 | ANTICIPO PARA ADQUISICION DE BIENES Y SERVICIOS | 9.307.269.00 | 0.00 | 0.00 | 9,307,269.00 | 9,307,269.00 | 0.00 |
| 1.4.20.13 | ANTICIPOS PARA PROYECTOS DE INVERSI | 39.363.542.00 | 0.00 | 0.00 | 39,363,542.00 | 39,363,542.00 | 0.00 |
| 1.4.20.90 | OTROS AVANCES Y ANTICIPOS | 0.00 | 0.00 | 0.00 | 0.00 | 0.00 | 0.00 |
| 1.4.24 | RECURSOS ENTREGADOS ADMON | 208.998.565.00 | 436.858.684.00 | 372.995.820.00 | 272.861.429.00 | 272,861,429.00 | 0.00 |
| 1.4.24.04 | RECURSOS ENTREGADOS ADMON | 208.998.565.00 | 436.858.684.00 | 372.995.820.00 | 272,861,429.00 | 272,861,429.00 | 0.00 |
| 1.4.25 | DEPOSITOS ENTREGADOS | 2.975.686.00 | 0.00 | 0.00 | 2,975,686.00 | 2,975,686.00 | 0.00 |
| 1.4.25.03 | JUDICIALES | 2.975.686.00 | 0.00 | 0.00 | 2,975,686.00 | 2,975,686.00 | 0.00 |
| 1.4.70 | OTROS DEUDORES | 24.355.981.00 | 2.498.047.00 | 5,191,845.00 | 21,662,183.00 | 21,662,183.00 | 0.00 |
| 1.4.70.06 | ARRENDAMIENTOS | 0.00 | 634.471.00 | 634.471.00 | 0.00 | 0.00 | 0.00 |
| 1.4.70.08 | CUOTAS PARTES PENSIONALES | 5.378.607.00 | 136.749.00 | 136,749.00 | 5,378,607.00 | 5,378,607.00 | 0.00 |
| 1.4.70.13 | EMBARCOS JUDICIALES | 11.646.415.00 | 0.00 | 2,692,737.00 | 8,953,678.00 | 8,953,678.00 | 0.00 |
| 1.4.70.43 | DIVIDENDOS Y PARTICIPACIONES POR COBRAR | 281.363.00 | 0.00 | 0.00 | 281,363.00 | 281,363.00 | 0.00 |
| 1.4.70.62 | CARTERA IMPRODUCTIVA ADQUIRIDA | 7.044.033.00 | 1,726,827.00 | 1,727,888.00 | 7,042,972.00 | 7,042,972.00 | 0.00 |
| 1.4.70.65 | DERECHOS COBRADOS POR TERCEROS | 1.061.00 | 0.00 | 0.00 | 1,061.00 | 1,061.00 | 0.00 |
| 1.4.70.90 | OTROS DEUDORES | 4.502.00 | 0.00 | 0.00 | 4,502.00 | 4,502.00 | 0.00 |
| 1.4.80 | PROVISION PARA DEUDORES I | 0.00 | 0.00 | 0.00 | 0.00 | 0.00 | 0.00 |
| 1.4.80.90 | OTROS DEUDORES | 0.00 | 0.00 | 0.00 | 0.00 | 0.00 | 0.00 |
| 1.5 | INVENTARIOS | 37.00 | 0.00 | 0.00 | 37.00 | 37.00 | 0.00 |
| 1.5.18 | MATERIALES PARA LA PRESTACION DE SERVICIOS | 37.00 | 0.00 | 0.00 | 37.00 | 37.00 | 0.00 |
| 1.5.18.03 | MATERIALES, REACTIVOS Y DE LABORATORIO | 37.00 | 0.00 | 0.00 | 37.00 | 37.00 | 0.00 |
| 1.6 | PROPIEDADES, PLANTA Y EQUIPO | 730.536.400.00 | 8.687.389.00 | 1,962,717.00 | 737,281,072.00 | 737,281,072.00 | 0.00 |
| 1.6.05 | TERRENOS | 257.674.772.00 | 0.00 | 0.00 | 257,674,772.00 | 257,674,772.00 | 0.00 |
| 1.6.05.01 | URBANOS | 245.326.218.00 | 0.00 | 0.00 | 245,326,218.00 | 245,326,218.00 | 0.00 |
| 1.6.05.03 | CON DESTINACION AMBIENTAL | 12.348.554.00 | 0.00 | 0.00 | 12,348,554.00 | 12,348,554.00 | 0.00 |
| 1.6.15 | CONSTRUCCIONES EN CURSO | 48.641.937.00 | 0.00 | 0.00 | 48,641,937.00 | 48,641,937.00 | 0.00 |
| 1.6.15.01 | EDIFICACIONES | 48.641.937.00 | 0.00 | 0.00 | 48,641,937.00 | 48,641,937.00 | 0.00 |
| 1.6.25 | PROPIEDADES, PLANTA Y EQUIPO EN TRANSITO | 0.00 | 0.00 | 0.00 | 0.00 | 0.00 | 0.00 |

Handwritten signature/initials

| CODIGO | CUENTA | SALDO FINAL | MOV DEBITO | MOV CREDITO | SALDO FINAL | SALDO CTE | SALDO NO CTE |
|-----------|---|----------------|--------------|--------------|----------------|-----------|----------------|
| 1.6.25.01 | PLANTAS Y DUCTOS | 0.00 | 0.00 | 0.00 | 0.00 | 0.00 | 0.00 |
| 1.6.35 | BIENES MUEBLES EN BODEGA | 87,287.00 | 0.00 | 0.00 | 87,287.00 | 0.00 | 87,287.00 |
| 1.6.35.02 | EQUIPO CIENTIFICO | 87,287.00 | 0.00 | 0.00 | 87,287.00 | 0.00 | 87,287.00 |
| 1.6.35.03 | MUEBLES, ENSERES Y EQUIPOS DE | 0.00 | 0.00 | 0.00 | 0.00 | 0.00 | 0.00 |
| 1.6.35.90 | OTROS BIENES MUEBLES EN BODEGA | 0.00 | 0.00 | 0.00 | 0.00 | 0.00 | 0.00 |
| 1.6.40 | EDIFICACIONES | 412,595,669.00 | 7,718,675.00 | 0.00 | 420,314,344.00 | 0.00 | 420,314,344.00 |
| 1.6.40.01 | EDIFICIOS Y CASAS | 100,329,753.00 | 2,175,984.00 | 0.00 | 102,505,737.00 | 0.00 | 102,505,737.00 |
| 1.6.40.07 | SALAS DE EXHIBICION Y VENTAS | 7,028,892.00 | 0.00 | 0.00 | 7,028,892.00 | 0.00 | 7,028,892.00 |
| 1.6.40.09 | COLEGIOS Y ESCUELAS | 227,512,435.00 | 1,971,584.00 | 0.00 | 229,484,019.00 | 0.00 | 229,484,019.00 |
| 1.6.40.10 | CLINICAS Y HOSPITALES | 35,393,802.00 | 3,248,567.00 | 0.00 | 38,642,369.00 | 0.00 | 38,642,369.00 |
| 1.6.40.19 | INSTALACIONES DEPORTIVAS Y RE | 40,513,935.00 | 322,540.00 | 0.00 | 40,836,475.00 | 0.00 | 40,836,475.00 |
| 1.6.40.90 | OTRAS EDIFICACIONES | 1,816,852.00 | 0.00 | 0.00 | 1,816,852.00 | 0.00 | 1,816,852.00 |
| 1.6.50 | REDES, LINEAS Y CABLES | 3,781,823.00 | 593,130.00 | 0.00 | 4,374,953.00 | 0.00 | 4,374,953.00 |
| 1.6.50.09 | LINEAS Y CABLES DE CONDUCCION | 754,946.00 | 0.00 | 0.00 | 754,946.00 | 0.00 | 754,946.00 |
| 1.6.50.10 | LINEAS Y CABLES DE TELECOMUNICACION | 3,026,877.00 | 593,130.00 | 0.00 | 3,620,007.00 | 0.00 | 3,620,007.00 |
| 1.6.55 | MAQUINARIA Y EQUIPO | 3,788,859.00 | 0.00 | 0.00 | 3,788,859.00 | 0.00 | 3,788,859.00 |
| 1.6.55.11 | HERRAMIENTAS Y ACCESORIOS | 1,371,603.00 | 0.00 | 0.00 | 1,371,603.00 | 0.00 | 1,371,603.00 |
| 1.6.55.20 | EQUIPO DE CENTROS DE CONTROL | 2,294,427.00 | 0.00 | 0.00 | 2,294,427.00 | 0.00 | 2,294,427.00 |
| 1.6.55.22 | EQUIPO DE AYUDA AUDIOVISUAL | 43,382.00 | 0.00 | 0.00 | 43,382.00 | 0.00 | 43,382.00 |
| 1.6.55.90 | OTRAS MAQUINAS Y EQUIPOS | 79,447.00 | 0.00 | 0.00 | 79,447.00 | 0.00 | 79,447.00 |
| 1.6.60 | EQUIPO CIENTIFICO | 1,303,914.00 | 0.00 | 0.00 | 1,303,914.00 | 0.00 | 1,303,914.00 |
| 1.6.60.02 | EQUIPOS DE LABORATORIO | 0.00 | 0.00 | 0.00 | 0.00 | 0.00 | 0.00 |
| 1.6.60.09 | EQUIPOS DE SERVICIO AMBULATORIO | 1,303,914.00 | 0.00 | 0.00 | 1,303,914.00 | 0.00 | 1,303,914.00 |
| 1.6.60.90 | OTROS EQUIPOS CIENTIFICOS | 0.00 | 0.00 | 0.00 | 0.00 | 0.00 | 0.00 |
| 1.6.65 | MUEBLES, ENSERES Y EQUIPOS DE O | 9,245,626.00 | 0.00 | 0.00 | 9,245,626.00 | 0.00 | 9,245,626.00 |
| 1.6.65.01 | MUEBLES Y ENSERES | 7,423,594.00 | 0.00 | 0.00 | 7,423,594.00 | 0.00 | 7,423,594.00 |
| 1.6.65.02 | EQUIPOS Y MAQUINAS DE ORIGINA | 1,808,693.00 | 0.00 | 0.00 | 1,808,693.00 | 0.00 | 1,808,693.00 |
| 1.6.65.90 | OTROS MUEBLES, ENSERES Y EQUI | 13,339.00 | 0.00 | 0.00 | 13,339.00 | 0.00 | 13,339.00 |
| 1.6.70 | EQUIPOS DE COMUNICACION Y COMPU | 11,470,378.00 | 375,584.00 | 71,958.00 | 11,774,004.00 | 0.00 | 11,774,004.00 |
| 1.6.70.01 | EQUIPOS DE COMUNICACION | 2,356,874.00 | 0.00 | 0.00 | 2,356,874.00 | 0.00 | 2,356,874.00 |
| 1.6.70.02 | EQUIPOS DE COMPUTACION | 8,797,653.00 | 375,584.00 | 71,958.00 | 9,101,279.00 | 0.00 | 9,101,279.00 |
| 1.6.70.04 | SATELITES Y ANTENAS | 122,199.00 | 0.00 | 0.00 | 122,199.00 | 0.00 | 122,199.00 |
| 1.6.70.90 | OTROS EQUIPOS DE COMUNICACION | 193,652.00 | 0.00 | 0.00 | 193,652.00 | 0.00 | 193,652.00 |
| 1.6.75 | "EQUIPOS DE TRANSPORTE, TRACCION" | 22,738,059.00 | 0.00 | 0.00 | 22,738,059.00 | 0.00 | 22,738,059.00 |
| 1.6.75.02 | TERRESTRE | 22,738,059.00 | 0.00 | 0.00 | 22,738,059.00 | 0.00 | 22,738,059.00 |
| 1.6.80 | "MAQ. Y EQUIPO RESTAURANTE CAF" | 6,934.00 | 0.00 | 0.00 | 6,934.00 | 0.00 | 6,934.00 |
| 1.6.80.02 | MAQ. Y EQUIPO RESTAURANTE CAF | 6,934.00 | 0.00 | 0.00 | 6,934.00 | 0.00 | 6,934.00 |
| 1.6.80.90 | OTROS EQUIPOS DE COMEDOR | 0.00 | 0.00 | 0.00 | 0.00 | 0.00 | 0.00 |
| 1.6.85 | DEPRECIACION ACUMULADA (C | -40,121,204.00 | 0.00 | 1,890,759.00 | -42,011,963.00 | 0.00 | -42,011,963.00 |
| 1.6.85.01 | EDIFICACIONES | -20,035,280.00 | 0.00 | 1,222,182.00 | -21,257,462.00 | 0.00 | -21,257,462.00 |
| 1.6.85.03 | REDES, LINEAS Y CABLES | -578,513.00 | 0.00 | 70,484.00 | -648,997.00 | 0.00 | -648,997.00 |
| 1.6.85.04 | MAQUINARIA Y EQUIPO | -840,457.00 | 0.00 | 46,255.00 | -886,712.00 | 0.00 | -886,712.00 |
| 1.6.85.05 | EQUIPO MEDICO Y CIENTIFICO | -998,077.00 | 0.00 | 464.00 | -998,541.00 | 0.00 | -998,541.00 |
| 1.6.85.06 | MUEBLES ENSERES Y EQUIPOS OF | -3,782,179.00 | 0.00 | 140,878.00 | -3,923,057.00 | 0.00 | -3,923,057.00 |
| 1.6.85.07 | EQUIPOS DE COMUNICACION Y COMPU | -5,920,554.00 | 0.00 | 187,596.00 | -6,108,150.00 | 0.00 | -6,108,150.00 |
| 1.6.85.08 | EQUIPOS DE TRANSPORTE, TRACCION Y ELEVACION | -7,959,398.00 | 0.00 | 222,900.00 | -8,182,298.00 | 0.00 | -8,182,298.00 |
| 1.6.85.09 | EQUIPO DE COMEDOR, COCINA, DESPENSA | -6,746.00 | 0.00 | 0.00 | -6,746.00 | 0.00 | -6,746.00 |

atun
H



| CODIGO | CUENTA | SALDO FINAL | MOV DEBITO | MOV CREDITO | SALDO FINAL | SALDO CTE | SALDO NO CTE |
|-----------|---|------------------|----------------|----------------|------------------|----------------|------------------|
| 1.6.95 | PROVISIONES (C/R) | -657.654,00 | 0,00 | 0,00 | -657.654,00 | 0,00 | -657.654,00 |
| 1.6.95.11 | EQUIPO DE COMUNICACION Y | -67.114,00 | 0,00 | 0,00 | -67.114,00 | 0,00 | -67.114,00 |
| 1.6.95.12 | EQUIPO DE TRANSPORTE, TR | -590.540,00 | 0,00 | 0,00 | -590.540,00 | 0,00 | -590.540,00 |
| 1.7 | BIENES DE BENEFICIO Y USO PUBLICO | 674.901.715,00 | 28.789.447,00 | 6.452.250,00 | 697.238.912,00 | 0,00 | 697.238.912,00 |
| 1.7.05 | BIENES DE USO PUBLICO EN CONSTRUCCION | 19.824.932,00 | 2.175.320,00 | 0,00 | 22.000.252,00 | 0,00 | 22.000.252,00 |
| 1.7.05.01 | RED CARRETERA | 19.824.932,00 | 2.175.320,00 | 0,00 | 22.000.252,00 | 0,00 | 22.000.252,00 |
| 1.7.06 | BIENES DE BENEFICIO Y USO PUBLICO EN CONSTRUCCION | 0,00 | 0,00 | 0,00 | 0,00 | 0,00 | 0,00 |
| 1.7.06.03 | RED FLUVIAL | 0,00 | 0,00 | 0,00 | 0,00 | 0,00 | 0,00 |
| 1.7.10 | BIENES DE USO PUBLICO | 782.115.960,00 | 26.614.127,00 | 0,00 | 808.730.087,00 | 0,00 | 808.730.087,00 |
| 1.7.10.01 | RED TERRESTRE | 694.223.750,00 | 26.204.682,00 | 0,00 | 720.428.432,00 | 0,00 | 720.428.432,00 |
| 1.7.10.04 | PLAZAS PUBLICAS | 74.304.956,00 | 409.445,00 | 0,00 | 74.714.401,00 | 0,00 | 74.714.401,00 |
| 1.7.10.05 | PARQUES RECREACIONALES | 12.474.064,00 | 0,00 | 0,00 | 12.474.064,00 | 0,00 | 12.474.064,00 |
| 1.7.10.07 | RED FLUVIAL | 0,00 | 0,00 | 0,00 | 0,00 | 0,00 | 0,00 |
| 1.7.10.90 | OTROS BIENES DE USO PUBLICO | 1.113.190,00 | 0,00 | 0,00 | 1.113.190,00 | 0,00 | 1.113.190,00 |
| 1.7.15 | BIENES HISTORICOS Y CULTURALES | 1.109,00 | 0,00 | 0,00 | 1.109,00 | 0,00 | 1.109,00 |
| 1.7.15.05 | BIBLIOTECAS | 1.109,00 | 0,00 | 0,00 | 1.109,00 | 0,00 | 1.109,00 |
| 1.7.85 | AMORTIZ. ACUM. BIENES USO | -127.040.286,00 | 0,00 | 6.452.250,00 | -133.492.536,00 | 0,00 | -133.492.536,00 |
| 1.7.85.01 | VIAS DE COMUNICACION | -101.152.086,00 | 0,00 | 6.133.501,00 | -107.285.587,00 | 0,00 | -107.285.587,00 |
| 1.7.85.04 | PLAZAS PUBLICAS | -12.892.214,00 | 0,00 | 2.707,30 | -12.919.287,00 | 0,00 | -12.919.287,00 |
| 1.7.85.05 | PARQUES RECREACIONALES | -12.995.986,00 | 0,00 | 291.676,00 | -13.287.662,00 | 0,00 | -13.287.662,00 |
| 1.9 | OTROS ACTIVOS | 1.075.756.061,00 | 27.720.645,00 | 19.650.886,00 | 1.083.825.820,00 | 0,00 | 1.083.825.820,00 |
| 1.9.01 | RESERVA FINANCIERA ACTUARIAL | 213.948.803,00 | 27.449.775,00 | 19.307.877,00 | 222.090.701,00 | 0,00 | 222.090.701,00 |
| 1.9.01.04 | ENCARGOS FIDUCIARIOS | 213.948.803,00 | 27.449.775,00 | 19.307.877,00 | 222.090.701,00 | 0,00 | 222.090.701,00 |
| 1.9.05 | GASTOS PAGADOS POR ANTICIPADO | 0,00 | 0,00 | 0,00 | 0,00 | 0,00 | 0,00 |
| 1.9.05.01 | SEGUROS | 0,00 | 0,00 | 0,00 | 0,00 | 0,00 | 0,00 |
| 1.9.10 | CARGOS DIFERIDOS | 156.305,00 | 153.323,00 | 217.588,00 | 92.040,00 | 0,00 | 92.040,00 |
| 1.9.10.01 | MATERIALES Y SUMINISTRO | 156.305,00 | 153.323,00 | 217.588,00 | 92.040,00 | 0,00 | 92.040,00 |
| 1.9.10.04 | DOTACION A TRABAJADORES | 0,00 | 0,00 | 0,00 | 0,00 | 0,00 | 0,00 |
| 1.9.20 | BIENES ENTREGADOS A TERCEROS | 831.593.341,00 | 0,00 | 0,00 | 831.593.341,00 | 0,00 | 831.593.341,00 |
| 1.9.20.12 | OTROS BIENES ENTREGADOS A TER | 831.593.341,00 | 0,00 | 0,00 | 831.593.341,00 | 0,00 | 831.593.341,00 |
| 1.9.25 | AMORTIZACION ACUMULADA DE | -4.409.884,00 | 0,00 | 0,00 | -4.409.884,00 | 0,00 | -4.409.884,00 |
| 1.9.25.12 | OTROS BIENES ENTREGADOS A | -4.409.884,00 | 0,00 | 0,00 | -4.409.884,00 | 0,00 | -4.409.884,00 |
| 1.9.25.90 | OTROS BIENES ENTREGADOS A | 0,00 | 0,00 | 0,00 | 0,00 | 0,00 | 0,00 |
| 1.9.70 | INTANGIBLES | 4.276.524,00 | 117.350,00 | 11.971,00 | 4.381.903,00 | 0,00 | 4.381.903,00 |
| 1.9.70.05 | DERECHOS | 80.156,00 | 0,00 | 0,00 | 80.156,00 | 0,00 | 80.156,00 |
| 1.9.70.08 | SOFTWARE | 4.196.368,00 | 117.350,00 | 11.971,00 | 4.301.747,00 | 0,00 | 4.301.747,00 |
| 1.9.75 | AMORTIZACION ACUMULADA INTANGIBLES | -1.154.161,00 | 0,00 | 48.089,00 | -1.202.250,00 | 0,00 | -1.202.250,00 |
| 1.9.75.05 | DERECHOS | -14.780,00 | 0,00 | 1.002,00 | -15.782,00 | 0,00 | -15.782,00 |
| 1.9.75.08 | SOFTWARE | -1.199.381,00 | 0,00 | 47.087,00 | -1.186.468,00 | 0,00 | -1.186.468,00 |
| 1.9.99 | VALORIZACIONES | 31.345.133,00 | 197,00 | 65.361,00 | 31.279.969,00 | 0,00 | 31.279.969,00 |
| 1.9.99.34 | INVERSIONES SOCIEDADES ECONOMIA MIX | 31.345.133,00 | 197,00 | 65.361,00 | 31.279.969,00 | 0,00 | 31.279.969,00 |
| 1.9.99.36 | INVERSIONES EN ENTIDADES PRIVADAS | 0,00 | 0,00 | 0,00 | 0,00 | 0,00 | 0,00 |
| 2 | PASIVO | 1.373.320.295,00 | 506.028.551,00 | 511.500.925,00 | 1.378.792.669,00 | 194.628.700,00 | 1.184.163.969,00 |
| 2.2 | DEUDA PUBLICA | 300.625.020,00 | 11.708.424,00 | 31.748.028,00 | 320.664.624,00 | 19.929.369,00 | 300.735.255,00 |
| 2.2.08 | DEUDA PUBLICA INTENNA LARGO PLAZO | 300.625.020,00 | 11.708.424,00 | 31.748.028,00 | 320.664.624,00 | 19.929.369,00 | 300.735.255,00 |
| 2.2.08.30 | PRESTAMOS BANCA COMERCIAL | 300.625.020,00 | 11.708.424,00 | 31.748.028,00 | 320.664.624,00 | 19.929.369,00 | 300.735.255,00 |
| 2.3 | OPERACIONES DE FINANCIAMIENTO | 103.864.960,00 | 2.322.233,00 | 0,00 | 101.542.727,00 | 15.277.778,00 | 86.264.949,00 |

[Handwritten signature]



| CODIGO | CUENTA | SALDO FINAL | MOV DEBITO | MOV CREDITO | SALDO FINAL | SALDO CTE | SALDO NO CTE |
|-----------|---|----------------|----------------|----------------|----------------|---------------|---------------|
| 2.3.07 | OPERACIONES DE FINANCIAMIENTO | 103,864,960.00 | 2,322,233.00 | 0.00 | 101,542,727.00 | 15,277,778.00 | 86,264,949.00 |
| 2.3.07.06 | PRESTAMOS DEL GOBIERNO GENERA | 103,864,960.00 | 2,322,233.00 | 0.00 | 101,542,727.00 | 15,277,778.00 | 86,264,949.00 |
| 2.4 | CUENTAS POR PAGAR | 129,371,604.00 | 324,328,563.00 | 262,176,163.00 | 67,219,204.00 | 59,805,463.00 | 7,413,741.00 |
| 2.4.01 | ADQUISICION DE SERVICIOS | 46,616,546.00 | 122,027,419.00 | 80,278,525.00 | 4,867,652.00 | 4,867,652.00 | 0.00 |
| 2.4.01.01 | ADQUISICION DE BIENES Y SERVICIOS | 23,525,307.00 | 69,830,712.00 | 47,229,144.00 | 923,229.00 | 923,229.00 | 0.00 |
| 2.4.01.02 | PROYECTOS DE INVERSION | 23,091,239.00 | 52,196,697.00 | 33,049,381.00 | 3,943,923.00 | 3,943,923.00 | 0.00 |
| 2.4.03 | TRANSFERENCIAS | 15,735,912.00 | 39,231,468.00 | 24,895,771.00 | 1,400,215.00 | 1,400,215.00 | 0.00 |
| 2.4.03.15 | TRANSFERENCIAS CORRIENTES | 15,735,912.00 | 39,231,468.00 | 24,895,771.00 | 1,400,215.00 | 1,400,215.00 | 0.00 |
| 2.4.22 | INTERESES POR PAGAR | 14,827,481.00 | 5,933,731.00 | 5,933,731.00 | 14,827,481.00 | 7,413,740.00 | 7,413,741.00 |
| 2.4.22.02 | INTERESES POR PAGAR | 14,827,481.00 | 4,505,964.00 | 4,505,964.00 | 14,827,481.00 | 7,413,740.00 | 7,413,741.00 |
| 2.4.22.07 | OPERACIONES DE FINANCIAMIENTO INTERNAS DE LARGO | 0.00 | 1,427,767.00 | 1,427,767.00 | 0.00 | 0.00 | 0.00 |
| 2.4.25 | ACREEDORES | 28,948,169.00 | 55,234,805.00 | 52,395,373.00 | 26,108,737.00 | 26,108,737.00 | 0.00 |
| 2.4.25.04 | SERVICIOS PUBLICOS | 2,155,057.00 | 15,315,281.00 | 14,427,747.00 | 1,207,523.00 | 1,207,523.00 | 0.00 |
| 2.4.25.07 | ARRENDAMIENTOS | 1,276,828.00 | 2,267,769.00 | 1,742,644.00 | 751,703.00 | 751,703.00 | 0.00 |
| 2.4.25.08 | VATICOS Y GASTOS DE VIAJ | 17,161.00 | 98,452.00 | 103,290.00 | 21,999.00 | 21,999.00 | 0.00 |
| 2.4.25.10 | SEGURDS | 14,822.00 | 0.00 | 0.00 | 14,822.00 | 14,822.00 | 0.00 |
| 2.4.25.12 | SALDOS A FAVOR DE CONTRIB | 1,898,272.00 | 0.00 | 981,182.00 | 2,879,454.00 | 2,879,454.00 | 0.00 |
| 2.4.25.18 | APORTES A FONDOS PENSIONA | 655,927.00 | 1,325,390.00 | 2,048,754.00 | 1,379,291.00 | 1,379,291.00 | 0.00 |
| 2.4.25.19 | APORTES A SEGURIDAD SOCIA | 2,664,808.00 | 9,992,383.00 | 10,721,362.00 | 3,393,787.00 | 3,393,787.00 | 0.00 |
| 2.4.25.20 | APORTES AL ICBF, SEMA Y | 2,928,048.00 | 4,402,612.00 | 5,880,225.00 | 4,406,161.00 | 4,406,161.00 | 0.00 |
| 2.4.25.21 | SINDICATDS | 30.00 | 55,312.00 | 78,796.00 | 23,514.00 | 23,514.00 | 0.00 |
| 2.4.25.22 | COOPERATIVAS | 1,249.00 | 48,924.00 | 71,799.00 | 24,124.00 | 24,124.00 | 0.00 |
| 2.4.25.23 | FONDO DE EMPLEADOS | 10,119.00 | 0.00 | 0.00 | 10,119.00 | 10,119.00 | 0.00 |
| 2.4.25.24 | EMBARGOS JUDICIALES | 2,221.00 | 100,917.00 | 149,854.00 | 51,208.00 | 51,208.00 | 0.00 |
| 2.4.25.25 | GASTOS LEGALES | 29,246.00 | 684.00 | 684.00 | 29,246.00 | 29,246.00 | 0.00 |
| 2.4.25.32 | RIESGOS PROFESIONALES | 2,224.00 | 91,174.00 | 137,536.00 | 48,586.00 | 48,586.00 | 0.00 |
| 2.4.25.33 | FONDO DE SOLIDARIDAD Y GA | 16,873.00 | 0.00 | 0.00 | 16,873.00 | 16,873.00 | 0.00 |
| 2.4.25.35 | LIBRANZAS | 10,729.00 | 1,397,143.00 | 2,115,384.00 | 728,970.00 | 728,970.00 | 0.00 |
| 2.4.25.41 | APORTE ESCUELA IND. E INS | 866,499.00 | 835,737.00 | 1,109,083.00 | 1,139,845.00 | 1,139,845.00 | 0.00 |
| 2.4.25.46 | CONTRATO DE MEDICINA PREPAGADA | 0.00 | 32,165.00 | 49,306.00 | 17,141.00 | 17,141.00 | 0.00 |
| 2.4.25.51 | COMISIONES | 177.00 | 5,270.00 | 6,461.00 | 1,368.00 | 1,368.00 | 0.00 |
| 2.4.25.52 | HONORARIOS | 3,971,640.00 | 10,848,738.00 | 9,142,865.00 | 2,265,767.00 | 2,265,767.00 | 0.00 |
| 2.4.25.53 | SERVICIOS | 2,100,068.00 | 4,810,295.00 | 3,333,747.00 | 623,520.00 | 623,520.00 | 0.00 |
| 2.4.25.90 | OTROS ACREEDORES | 10,326,121.00 | 3,546,559.00 | 294,154.00 | 7,073,716.00 | 7,073,716.00 | 0.00 |
| 2.4.30 | SUBSIDIOS ASIGNADOS | 14,925,956.00 | 28,107,341.00 | 19,050,775.00 | 5,869,390.00 | 5,869,390.00 | 0.00 |
| 2.4.30.02 | PARA ASISTENCIA SOCIAL | 4,038,402.00 | 4,177,709.00 | 584,040.00 | 444,733.00 | 444,733.00 | 0.00 |
| 2.4.30.04 | PARA ASISTENCIA SOCIAL | 500,000.00 | 500,000.00 | 0.00 | 0.00 | 0.00 | 0.00 |
| 2.4.30.05 | SALUD | 7,559,348.00 | 23,429,632.00 | 16,512,494.00 | 642,210.00 | 642,210.00 | 0.00 |
| 2.4.30.12 | SERVICIOS DE ACUEDUCTO | 2,828,206.00 | 0.00 | 1,954,241.00 | 4,782,447.00 | 4,782,447.00 | 0.00 |
| 2.4.36 | RETENCION EN LA FUENTE E | 207,095.00 | 659,483.00 | 591,752.00 | 139,364.00 | 139,364.00 | 0.00 |
| 2.4.36.05 | SERVICIOS | 2,475.00 | 2,475.00 | 0.00 | 0.00 | 0.00 | 0.00 |
| 2.4.36.06 | ARRENDAMIENTOS | 341.00 | 341.00 | 0.00 | 0.00 | 0.00 | 0.00 |
| 2.4.36.08 | COMPRAS | 54.00 | 54.00 | 0.00 | 0.00 | 0.00 | 0.00 |
| 2.4.36.12 | ENAENACION DE PROPIEDADES, PLANTA Y EQUIPO PERS | 203,755.00 | 462,221.00 | 397,683.00 | 139,217.00 | 139,217.00 | 0.00 |
| 2.4.36.16 | SALARIOS Y PAGOS LABORALE | 0.00 | 194,069.00 | 194,069.00 | 0.00 | 0.00 | 0.00 |
| 2.4.36.25 | IMPUESTOS A LAS VENTAS RETENIDO | 323.00 | 323.00 | 0.00 | 0.00 | 0.00 | 0.00 |
| 2.4.36.27 | RETENCION INDUSTRIAL Y CIO RETENIDO POR COMPRAS | 147.00 | 0.00 | 0.00 | 147.00 | 147.00 | 0.00 |

aport
17



| CODIGO | CUENTA | SALDO FINAL | MOV DEBITO | MOV CREDITO | SALDO FINAL | SALDO CTE | SALDO NO CTE |
|-----------|--|----------------|----------------|----------------|----------------|---------------|----------------|
| 2.4.36.90 | OTRAS RETENCIONES | 0.00 | 0.00 | 0.00 | 0.00 | 0.00 | 0.00 |
| 2.4.40 | IMPUESTOS CONTRIBUCIONES Y TASAS POR PAGAR | 0.00 | 0.00 | 0.00 | 0.00 | 0.00 | 0.00 |
| 2.4.40.23 | CONTRIBUCIONES | 0.00 | 0.00 | 0.00 | 0.00 | 0.00 | 0.00 |
| 2.4.50 | AVANCES Y ANTICIPOS RECIB | 0.00 | 0.00 | 0.00 | 0.00 | 0.00 | 0.00 |
| 2.4.50.90 | OTROS AVANCES Y ANTICIPOS | 0.00 | 0.00 | 0.00 | 0.00 | 0.00 | 0.00 |
| 2.4.53 | RECURSOS RECIBIDOS EN ADMINISTRACION | 3,193,679.00 | 0.00 | 0.00 | 3,193,679.00 | 3,193,679.00 | 0.00 |
| 2.4.53.01 | EN ADMINISTRACION | 3,193,679.00 | 0.00 | 0.00 | 3,193,679.00 | 3,193,679.00 | 0.00 |
| 2.4.55 | DEPOSITOS RECIBIDOS DE TE | 0.00 | 0.00 | 0.00 | 0.00 | 0.00 | 0.00 |
| 2.4.55.90 | OTROS DEPOSITOS | 0.00 | 0.00 | 0.00 | 0.00 | 0.00 | 0.00 |
| 2.4.60 | CREDITOS JUDICIALES | 2,417,299.00 | 4,914,485.00 | 6,696,337.00 | 4,199,151.00 | 4,199,151.00 | 0.00 |
| 2.4.60.02 | CONCILIACIONES | 2,417,299.00 | 4,914,485.00 | 6,696,337.00 | 4,199,151.00 | 4,199,151.00 | 0.00 |
| 2.4.80 | ADMINISTRACION Y PRESTACION DE SERVICIO | 2,499,467.00 | 68,219,831.00 | 72,333,899.00 | 6,613,535.00 | 6,613,535.00 | 0.00 |
| 2.4.80.01 | SUBSIDIO A LA OFERTA | 0.00 | 2,410,423.00 | 4,961,848.00 | 2,551,425.00 | 2,551,425.00 | 0.00 |
| 2.4.80.02 | REGIMEN SUBSIDIADO | 2,339,525.00 | 65,657,524.00 | 67,079,865.00 | 3,761,866.00 | 3,761,866.00 | 0.00 |
| 2.4.80.04 | ACCIONES DE SALUD PUBLICA | 159,942.00 | 151,884.00 | 292,186.00 | 300,244.00 | 300,244.00 | 0.00 |
| 2.5 | OBLIGACIONES LABORALES | 30,343,609.00 | 108,653,674.00 | 107,807,886.00 | 29,497,821.00 | 29,497,821.00 | 0.00 |
| 2.5.05 | SALARIOS Y PRESTACIONES S | 25,614,338.00 | 90,586,772.00 | 89,507,089.00 | 24,534,655.00 | 24,534,655.00 | 0.00 |
| 2.5.05.01 | NOMINA POR PAGAR | 1,027,074.00 | 82,691,190.00 | 82,444,108.00 | 779,992.00 | 779,992.00 | 0.00 |
| 2.5.05.02 | CESANTIAS | 8,819,141.00 | 6,730,041.00 | 6,137,460.00 | 8,226,560.00 | 8,226,560.00 | 0.00 |
| 2.5.05.03 | INTERESES SOBRE CESANTIAS | 53,599.00 | 414,070.00 | 415,146.00 | 54,675.00 | 54,675.00 | 0.00 |
| 2.5.05.04 | VACACIONES | 1,118,580.00 | 265,451.00 | 265,474.00 | 1,118,603.00 | 1,118,603.00 | 0.00 |
| 2.5.05.05 | PRIMA DE VACACIONES | 1,321,680.00 | 200,738.00 | 199,711.00 | 1,320,653.00 | 1,320,653.00 | 0.00 |
| 2.5.05.06 | PRIMA DE SERVICIOS | 3,094,023.00 | 3,665.00 | 4,212.00 | 3,094,550.00 | 3,094,550.00 | 0.00 |
| 2.5.05.07 | PRIMA DE NAVIDAD | 1,775,278.00 | 31,064.00 | 28,485.00 | 1,772,699.00 | 1,772,699.00 | 0.00 |
| 2.5.05.08 | INDENIZACIONES | 3,293,172.00 | 0.00 | 0.00 | 3,293,172.00 | 3,293,172.00 | 0.00 |
| 2.5.05.12 | BONIFICACIONES | 375,974.00 | 3,595.00 | 3,464.00 | 375,843.00 | 375,843.00 | 0.00 |
| 2.5.05.15 | OTRAS PRIMAS | 412,248.00 | 4,384.00 | 7,359.00 | 415,223.00 | 415,223.00 | 0.00 |
| 2.5.05.90 | OTROS SALARIOS Y PRESTACI | 4,323,569.00 | 242,554.00 | 1,670.00 | 4,082,685.00 | 4,082,685.00 | 0.00 |
| 2.5.10 | PENSIONES POR PAGAR | 4,729,271.00 | 18,066,902.00 | 18,300,797.00 | 4,963,166.00 | 4,963,166.00 | 0.00 |
| 2.5.10.01 | PENSIONES DE JUBILACION P | 3,123,200.00 | 17,661,913.00 | 17,911,942.00 | 3,373,229.00 | 3,373,229.00 | 0.00 |
| 2.5.10.02 | RETROACTIVOS PENSIONALES | 847,913.00 | 55,777.00 | 46,393.00 | 838,529.00 | 838,529.00 | 0.00 |
| 2.5.10.04 | AUXILIOS FUNERARIOS | 46,267.00 | 30,857.00 | 23,642.00 | 39,052.00 | 39,052.00 | 0.00 |
| 2.5.10.06 | CUOTAS PARTES PENSIONALES | 711,891.00 | 318,355.00 | 318,820.00 | 712,356.00 | 712,356.00 | 0.00 |
| 2.6 | OTROS BONOS Y TITULOS EMITIDOS | 50,510.00 | 603,967.00 | 603,967.00 | 50,510.00 | 50,510.00 | 0.00 |
| 2.6.25 | BONOS PENSIONALES | 50,510.00 | 603,967.00 | 603,967.00 | 50,510.00 | 50,510.00 | 0.00 |
| 2.6.25.01 | CUOTAS PARTES DE BONOS PENSIONALES | 50,510.00 | 603,967.00 | 603,967.00 | 50,510.00 | 50,510.00 | 0.00 |
| 2.7 | PASIVOS ESTIMADOS | 756,413,566.00 | 44,963,691.00 | 84,777,739.00 | 796,227,614.00 | 6,528,100.00 | 789,699,514.00 |
| 2.7.10 | PROVISION PARA CONTINGENC | 16,645,336.00 | 6,619,612.00 | 5,235,019.00 | 15,260,943.00 | 0.00 | 15,260,943.00 |
| 2.7.10.05 | LITIGIOS O DEMANDAS | 4,802,921.00 | 6,619,612.00 | 5,235,019.00 | 3,418,328.00 | 0.00 | 3,418,328.00 |
| 2.7.10.06 | OBLIGACIONES POTENCIALES | 11,842,615.00 | 0.00 | 0.00 | 11,842,615.00 | 0.00 | 11,842,615.00 |
| 2.7.15 | PROVISION PARA PRESTACION | 4,620,112.00 | 502,827.00 | 2,410,815.00 | 6,528,100.00 | 6,528,100.00 | 0.00 |
| 2.7.15.01 | CESANTIAS | 0.00 | 0.00 | 733,786.00 | 733,786.00 | 733,786.00 | 0.00 |
| 2.7.15.03 | VACACIONES | 0.00 | 229,756.00 | 235,012.00 | 5,256.00 | 5,256.00 | 0.00 |
| 2.7.15.04 | PRIMA DE SERVICIOS | 0.00 | 95,467.00 | 157,183.00 | 61,716.00 | 61,716.00 | 0.00 |
| 2.7.15.06 | PRIMA DE VACACIONES | 0.00 | 169,924.00 | 547,693.00 | 377,769.00 | 377,769.00 | 0.00 |
| 2.7.15.09 | PRIMA DE NAVIDAD | 0.00 | 7,680.00 | 737,141.00 | 729,461.00 | 729,461.00 | 0.00 |
| 2.7.15.90 | OTRAS PROVISIONES | 4,620,112.00 | 0.00 | 0.00 | 4,620,112.00 | 4,620,112.00 | 0.00 |

[Handwritten signature]



ALCALDIA DE BARRANQUILLA
Distrito Especial de Barranquilla y Riohacha

ALCALDIA DISTRICTAL DE BARRANQUILLA
OFICINA DE CONTADURIA
INFORME FINANCIERO ECONOMICO Y SOCIAL
DISTRITO
CON CORTE A 31 MARZO 2014
Cifras en miles

| CODIGO | CUENTA | SALDO FINAL | MOV DEBITO | MOV CREDITO | SALDO FINAL | SALDO CTE | SALDO NO CTE |
|-----------|---|------------------|---------------|----------------|------------------|---------------|------------------|
| 2.7.20 | PROVISION PARA PENSIONES | 734.694.118.00 | 36.633.318.00 | 75.923.971.00 | 773.984.771.00 | 0.00 | 773.984.771.00 |
| 2.7.20.03 | CALCULO ACTUARIAL DE PENSIONES ACTUALES | 1.263.941.232.00 | 18.013.701.00 | 18.013.701.00 | 1.263.941.232.00 | 0.00 | 1.263.941.232.00 |
| 2.7.20.04 | PENSIONES ACTUALES POR AMORTIZAR (DB) | -716.233.365.00 | 1.7981.977.00 | 43.189.138.00 | -691.026.204.00 | 0.00 | -691.026.204.00 |
| 2.7.20.07 | CALCULO ACTUARIAL DE CUOTAS PARTES DE PENSIONES | 431.506.734.00 | 318.820.00 | 318.820.00 | 431.506.734.00 | 0.00 | 431.506.734.00 |
| 2.7.20.08 | CUOTAS PARTES PENSIONES POR AMORTIZAR (DB) | -244.520.483.00 | 318.820.00 | 14.402.312.00 | -230.436.991.00 | 0.00 | -230.436.991.00 |
| 2.7.21 | PROVISION PARA BONOS PENSIONALES | 0.00 | 1.207.934.00 | 1.207.934.00 | 0.00 | 0.00 | 0.00 |
| 2.7.21.01 | LIQUIDACION PROVISIONAL DE CUOTAS PARTES BONOS | 0.00 | 603.967.00 | 603.967.00 | 0.00 | 0.00 | 0.00 |
| 2.7.21.02 | LIQ PROVISION CUOTAS PARTES BONOS POR AMORTIZAR | 0.00 | 603.967.00 | 603.967.00 | 0.00 | 0.00 | 0.00 |
| 2.7.90 | PROVISIONES DIVERSAS | 453.800.00 | 0.00 | 0.00 | 453.800.00 | 0.00 | 453.800.00 |
| 2.7.90.05 | REPOSICION DE ACTIVOS | 453.800.00 | 0.00 | 0.00 | 453.800.00 | 0.00 | 453.800.00 |
| 2.7.90.90 | OTRAS PROVISIONES | 0.00 | 0.00 | 0.00 | 0.00 | 0.00 | 0.00 |
| 2.9 | OTROS PASIVOS | 52.651.026.00 | 13.447.999.00 | 24.387.142.00 | 63.590.169.00 | 0.00 | 63.590.169.00 |
| 2.9.05 | RECAUDO A FAVOR DE TERCEROS | 5.563.472.00 | 10.954.087.00 | 24.387.142.00 | 18.996.527.00 | 18.996.527.00 | 0.00 |
| 2.9.05.18 | SOBRETASA IMPUESTO PREDIAL | 5.542.956.00 | 10.954.087.00 | 24.387.142.00 | 18.976.011.00 | 18.976.011.00 | 0.00 |
| 2.9.05.90 | OTROS RECAUDOS DE TERCEROS | 20.516.00 | 0.00 | 0.00 | 20.516.00 | 0.00 | 20.516.00 |
| 2.9.10 | INGRESOS RECIBIDOS POR ANTICIPADO | 45.847.227.00 | 2.493.912.00 | 0.00 | 43.353.315.00 | 43.353.315.00 | 0.00 |
| 2.9.10.13 | CONTRIBUCIONES | 45.847.227.00 | 2.493.912.00 | 0.00 | 43.353.315.00 | 43.353.315.00 | 0.00 |
| 2.9.17 | ANTICIPO DE IMPUESTOS | 1.240.327.00 | 0.00 | 0.00 | 1.240.327.00 | 1.240.327.00 | 0.00 |
| 2.9.17.04 | RETENCION DE IMPUESTO DE INDUSTRIA Y CIO | 1.240.327.00 | 0.00 | 0.00 | 1.240.327.00 | 1.240.327.00 | 0.00 |
| 3 | PATRIMONIO | 2.190.273.349.00 | 85.543.003.00 | 84.931.912.00 | 2.189.662.258.00 | 0.00 | 2.189.662.258.00 |
| 3.1 | HACIENDA PUBLICA | 2.190.273.349.00 | 85.543.003.00 | 84.931.912.00 | 2.189.662.258.00 | 0.00 | 2.189.662.258.00 |
| 3.1.05 | CAPITAL FISCAL | 2.137.027.919.00 | 33.873.672.00 | 56.403.227.00 | 2.159.557.474.00 | 0.00 | 2.159.557.474.00 |
| 3.1.05.03 | DISTRITO | 2.137.027.919.00 | 33.873.672.00 | 56.403.227.00 | 2.159.557.474.00 | 0.00 | 2.159.557.474.00 |
| 3.1.10 | RESULTADO DEL EJERCICIO | 38.996.767.00 | 38.996.767.00 | 0.00 | 38.996.767.00 | 0.00 | 38.996.767.00 |
| 3.1.10.01 | EXCEDENTE DEL EJERCICIO | 38.996.767.00 | 38.996.767.00 | 0.00 | 38.996.767.00 | 0.00 | 38.996.767.00 |
| 3.1.15 | SUPERAVIT POR VALORIZACION | 31.345.133.00 | 65.361.00 | 197.00 | 31.279.969.00 | 0.00 | 31.279.969.00 |
| 3.1.15.34 | INVERSIONES SOC ECO MIXTA | 31.345.133.00 | 65.361.00 | 197.00 | 31.279.969.00 | 0.00 | 31.279.969.00 |
| 3.1.17 | SUPERAVIT POR METODO DE PARTICIPACION | 2.005.683.00 | 0.00 | 2.207.586.00 | 2.207.586.00 | 0.00 | 2.207.586.00 |
| 3.1.17.31 | EN ENTIDADES ECO MIXTA NIVEL DISTR | 2.005.683.00 | 0.00 | 2.207.586.00 | 2.207.586.00 | 0.00 | 2.207.586.00 |
| 3.1.20 | SUPERAVIT POR DONACION | 5.008.327.00 | 0.00 | 0.00 | 5.008.327.00 | 0.00 | 5.008.327.00 |
| 3.1.20.01 | EN DINERO | 1.020.814.00 | 0.00 | 0.00 | 1.020.814.00 | 0.00 | 1.020.814.00 |
| 3.1.20.02 | EN ESPECIE | 339.735.00 | 0.00 | 0.00 | 339.735.00 | 0.00 | 339.735.00 |
| 3.1.20.03 | EN DERECHOS | 3.647.778.00 | 0.00 | 0.00 | 3.647.778.00 | 0.00 | 3.647.778.00 |
| 3.1.25 | PATRIMONIO PUBLICO INCORPORADO | 4.216.105.00 | 4.216.105.00 | 0.00 | 4.216.105.00 | 0.00 | 4.216.105.00 |
| 3.1.25.25 | BIENES | 4.216.105.00 | 4.216.105.00 | 0.00 | 4.216.105.00 | 0.00 | 4.216.105.00 |
| 3.1.25.26 | DERECHOS | 0.00 | 0.00 | 0.00 | 0.00 | 0.00 | 0.00 |
| 3.1.28 | PROVISIONES AMORTIZAC Y DEPRECIAC | -28.326.585.00 | 8.391.098.00 | 28.326.585.00 | -8.391.098.00 | 0.00 | -8.391.098.00 |
| 3.1.28.04 | PROVISIONES AMORTIZAC Y DEPRECIAC | -3.920.062.00 | 1.222.182.00 | 3.920.062.00 | -1.222.182.00 | 0.00 | -1.222.182.00 |
| 3.1.28.06 | PROVISIONES AMORTIZAC Y DEPRECIAC | -24.068.781.00 | 7.168.916.00 | 24.068.781.00 | -7.168.916.00 | 0.00 | -7.168.916.00 |
| 3.1.28.07 | AMORTIZACION OTROS ACTIVOS | -337.742.00 | 0.00 | 337.742.00 | 0.00 | 0.00 | 337.742.00 |
| 4 | INGRESOS | 0.00 | 8.296.531.00 | 622.195.472.00 | 613.898.941.00 | 0.00 | 613.898.941.00 |
| 4.1.05 | INGRESOS FISCALES | 0.00 | 7.338.424.00 | 348.222.153.00 | 340.883.729.00 | 0.00 | 340.883.729.00 |
| 4.1.05.07 | TRIBUTARIOS | 0.00 | 0.00 | 303.764.467.00 | 303.764.467.00 | 0.00 | 303.764.467.00 |
| 4.1.05.07 | PREDIAL UNIFICADO | 0.00 | 0.00 | 240.583.407.00 | 240.583.407.00 | 0.00 | 240.583.407.00 |
| 4.1.05.08 | INDUSTRIA Y COMERCIO | 0.00 | 0.00 | 35.210.437.00 | 35.210.437.00 | 0.00 | 35.210.437.00 |
| 4.1.05.15 | ESPECTACULOS PUBLICOS | 0.00 | 0.00 | 43.885.00 | 43.885.00 | 0.00 | 43.885.00 |
| 4.1.05.19 | OLENEACION URBANA | 0.00 | 0.00 | 3.122.178.00 | 3.122.178.00 | 0.00 | 3.122.178.00 |

[Handwritten signature]



| CODIGO | CUENTA | MOV DEBITO | MOV CREDITO | SALDO FINAL | SALDO CTE | SALDO NO CTE |
|---------------|--|-------------|-----------------------|-----------------------|-------------|-----------------------|
| 4.1.05.21 | IMPUESTO DE AVISOS Y TABLEROS | 0.00 | 3,629,703.00 | 3,629,703.00 | 0.00 | 3,629,703.00 |
| 4.1.05.33 | IMPUESTO SOBRE VEHICULOS | D.00 | 1,726,827.00 | 1,726,827.00 | 0.00 | 1,726,827.00 |
| 4.1.05.35 | SOBRETASA A LA GASOLINA | D.00 | 8,348,632.00 | 8,348,632.00 | 0.00 | 8,348,632.00 |
| 4.1.05.42 | OCCUPACION DE VIAS | 0.00 | 338,009.00 | 338,009.00 | 0.00 | 338,009.00 |
| 4.1.05.45 | IMPUESTO ALUMBRADO PUBLICO | 0.00 | 9,643,426.00 | 9,643,426.00 | 0.00 | 9,643,426.00 |
| 4.1.05.58 | IMPUESTO A PUBLICIDAD EXTERIOR VISUAL | 0.00 | 165,784.00 | 165,784.00 | D.00 | 165,784.00 |
| 4.1.05.62 | IMPUESTO SOBRETASA BOMBERIL | 0.00 | 930,993.00 | 930,993.00 | D.00 | 930,993.00 |
| 4.1.05.90 | OTROS IMPUESTOS DISTRITAL | 0.00 | 21,186.00 | 21,186.00 | D.00 | 21,186.00 |
| 4.1.10 | NO TRIBUTARIOS | 0.00 | 1,446,522.00 | 43,011,164.00 | 0.00 | 43,011,164.00 |
| 4.1.10.01 | TASAS | 0.00 | 3,393,275.00 | 3,393,275.00 | 0.00 | 3,393,275.00 |
| 4.1.10.02 | MULTAS | 0.00 | 6,346,211.00 | 6,346,211.00 | 0.00 | 6,346,211.00 |
| 4.1.10.03 | INTERESES | 0.00 | 1,785,444.00 | 1,785,444.00 | 0.00 | 1,785,444.00 |
| 4.1.10.04 | SANCIONES | 0.00 | 2,367,740.00 | 921,218.00 | 0.00 | 921,218.00 |
| 4.1.10.27 | ESTAMPILLAS | 0.00 | 27,292,566.00 | 27,292,566.00 | 0.00 | 27,292,566.00 |
| 4.1.10.34 | DERECHOS DE TRANSITO | 0.00 | D.00 | 0.00 | 0.00 | 0.00 |
| 4.1.10.59 | DERECHOS DE EXPLOTACION | 0.00 | 476,598.00 | 476,598.00 | 0.00 | 476,598.00 |
| 4.1.10.61 | CONTRIBUCIONES | 0.00 | 2,533,614.00 | 2,533,614.00 | 0.00 | 2,533,614.00 |
| 4.1.10.62 | CUOTAS DE FISCALIZACION | 0.00 | D.00 | 0.00 | 0.00 | 0.00 |
| 4.1.10.90 | OTROS INGRESOS NO TRIBUTARIOS | 0.00 | 262,238.00 | 262,238.00 | D.00 | 262,238.00 |
| 4.1.95 | DESCUENTOS, REBALAS Y DEVOLUCIONES | 0.00 | 5,891,902.00 | -5,891,902.00 | 0.00 | -5,891,902.00 |
| 4.1.95.02 | INGRESOS NO TRIBUTARIOS | 0.00 | 1,208,006.00 | -1,208,006.00 | 0.00 | -1,208,006.00 |
| 4.1.95.10 | IMPUESTO PREDIAL | 0.00 | 4,334,385.00 | -4,334,385.00 | 0.00 | -4,334,385.00 |
| 4.1.95.11 | INDUSTRIA Y COMERCIO | 0.00 | 349,511.00 | -349,511.00 | 0.00 | -349,511.00 |
| 4.1.95.45 | IMPUESTO CIRCULACION Y TRANSITO | 0.00 | D.00 | D.00 | 0.00 | D.00 |
| 4.3 | VENTA DE SERVICIOS | 0.00 | 3,617,246.00 | 3,617,246.00 | 0.00 | 3,617,246.00 |
| 4.3.60 | SERVICIOS DE DOCUMENTACION E IDENTIFICACION | 0.00 | 3,617,246.00 | 3,617,246.00 | 0.00 | 3,617,246.00 |
| 4.3.60.09 | LICENCIAS DE CONDUCCION | 0.00 | 3,617,246.00 | 3,617,246.00 | 0.00 | 3,617,246.00 |
| 4.4 | TRANSFERENCIAS | 0.00 | 197,784,396.00 | 197,784,396.00 | 0.00 | 197,784,396.00 |
| 4.4.08 | SISTEMA GENERAL DE PARTICIPACION | 0.00 | 128,982,991.00 | 128,982,991.00 | 0.00 | 128,982,991.00 |
| 4.4.08.17 | DISTRITOS - PARTICIPACION PARA SALUD | 0.00 | 35,827,735.00 | 35,827,735.00 | 0.00 | 35,827,735.00 |
| 4.4.08.18 | DISTRITOS - PARTICIPACION PARA EDUCACION | 0.00 | 79,726,898.00 | 79,726,898.00 | 0.00 | 79,726,898.00 |
| 4.4.08.19 | DISTRITOS - PARTICIPACION PARA PROPOSITO GENERAL | 0.00 | 7,064,921.00 | 7,064,921.00 | 0.00 | 7,064,921.00 |
| 4.4.08.20 | DISTRITOS - PARTICIPACION PARA PENSIONES | 0.00 | 0.00 | 0.00 | 0.00 | 0.00 |
| 4.4.08.21 | DISTRITOS - PROGRAMAS ALIMENTACION ESCOLAR | 0.00 | 489,991.00 | 489,991.00 | 0.00 | 489,991.00 |
| 4.4.08.22 | MUNICIPIOS - RIVERA RIO GRANDE DE LA MAGDALENA | 0.00 | 28,209.00 | 28,209.00 | D.00 | 28,209.00 |
| 4.4.08.24 | DISTRITO AGUA POTABLE Y SANEAMIENTO | 0.00 | 5,845,237.00 | 5,845,237.00 | D.00 | 5,845,237.00 |
| 4.4.08.25 | ATENCIÓN INTEGRAL A LA PRIMERA INFANCIA | 0.00 | 0.00 | 0.00 | D.00 | 0.00 |
| 4.4.13 | SISTEMA GRAL DE REGALIAS | 0.00 | 351,577.00 | 351,577.00 | 0.00 | 351,577.00 |
| 4.4.13.01 | SISTEMA GRAL DE REGALIAS | 0.00 | 0.00 | 0.00 | 0.00 | 0.00 |
| 4.4.13.03 | SGR PARA DESARROLLO REGIONAL | 0.00 | 33,000.00 | 33,000.00 | D.00 | 33,000.00 |
| 4.4.13.05 | SGR PARA AHORRO FONPET | 0.00 | 318,577.00 | 318,577.00 | D.00 | 318,577.00 |
| 4.4.21 | DEL SISTEMA GRAL DE SOLIDARIDAD | 0.00 | 67,713,151.00 | 67,713,151.00 | 0.00 | 67,713,151.00 |
| 4.4.21.01 | FOSYGA PROMOCION SALUD | 0.00 | 66,668,755.00 | 66,668,755.00 | 0.00 | 66,668,755.00 |
| 4.4.21.03 | OTRAS TRANSFERENCIAS | 0.00 | 736,677.00 | 736,677.00 | 0.00 | 736,677.00 |
| 4.4.28.02 | PARA PROYECTOS DE INVERSION | 0.00 | 360,000.00 | 360,000.00 | 0.00 | 360,000.00 |
| 4.4.28.04 | PARA PROGRAMAS DE SALUD | 0.00 | 376,677.00 | 376,677.00 | 0.00 | 376,677.00 |

apenas

| CODIGO | CUENTA | SALDO FINAL | MOV DEBITO | MOV CREDITO | SALDO FINAL | SALDO CTE | SALDO NO CTE |
|-----------|--|-------------|----------------|---------------|----------------|-----------|----------------|
| 4.4.28.05 | PARA PROGRAMAS DE EDUCACION | 0.00 | 0.00 | 0.00 | 0.00 | 0.00 | 0.00 |
| 4.4.28.90 | OTRAS TRANSFERENCIAS | 0.00 | 0.00 | 0.00 | 0.00 | 0.00 | 0.00 |
| 4.8 | OTROS INGRESOS | 0.00 | 958,107.00 | 72,571,677.00 | 71,613,570.00 | 0.00 | 71,613,570.00 |
| 4.8.05 | FINANCIEROS | 0.00 | 948,841.00 | 6,708,222.00 | 5,759,381.00 | 0.00 | 5,759,381.00 |
| 4.8.05.22 | INTERESES SOBRE DEPÓSITOS EN INSTITUCIONES FINANCIERAS | 0.00 | 0.00 | 947,509.00 | 947,509.00 | 0.00 | 947,509.00 |
| 4.8.05.27 | DIVIDENDOS Y PARTICIPACIONES POR COBAR | 0.00 | 0.00 | 0.00 | 0.00 | 0.00 | 0.00 |
| 4.8.05.35 | RENDIMIENTOS SOBRE DEPÓSITOS EN ADMON | 0.00 | 948,841.00 | 5,760,713.00 | 4,811,872.00 | 0.00 | 4,811,872.00 |
| 4.8.05.88 | UTILIDAD EN NEGOCIACION Y VENTA DE INVERSIONES | 0.00 | 0.00 | 0.00 | 0.00 | 0.00 | 0.00 |
| 4.8.05.90 | OTROS INGRESOS FINANCIEROS | 0.00 | 0.00 | 0.00 | 0.00 | 0.00 | 0.00 |
| 4.8.08 | OTROS INGRESOS ORDINARIOS | 0.00 | 0.00 | 771,813.00 | 771,813.00 | 0.00 | 771,813.00 |
| 4.8.08.03 | CUOTAS PARTES DE PENSIONES | 0.00 | 0.00 | 136,749.00 | 136,749.00 | 0.00 | 136,749.00 |
| 4.8.08.07 | MARGEN DE COMERCIALIZACION | 0.00 | 0.00 | 593.00 | 593.00 | 0.00 | 593.00 |
| 4.8.08.17 | ARRENDAMIENTOS | 0.00 | 0.00 | 634,471.00 | 634,471.00 | 0.00 | 634,471.00 |
| 4.8.10 | EXTRAORDINARIOS | 0.00 | 0.00 | 852,407.00 | 852,407.00 | 0.00 | 852,407.00 |
| 4.8.10.08 | RECUPERACIONES | 0.00 | 0.00 | 687,994.00 | 687,994.00 | 0.00 | 687,994.00 |
| 4.8.10.90 | OTROS INGRESOS EXTRAORDINARIOS | 0.00 | 0.00 | 164,413.00 | 164,413.00 | 0.00 | 164,413.00 |
| 4.8.15 | AJUSTE DE EJERCICIOS ANTERIORES | 0.00 | 9,266.00 | 64,229,235.00 | 64,229,969.00 | 0.00 | 64,229,969.00 |
| 4.8.15.54 | INGRESOS FISCALES | 0.00 | 4,266.00 | 60,742,333.00 | 60,742,067.00 | 0.00 | 60,742,067.00 |
| 4.8.15.57 | TRANSFERENCIAS | 0.00 | 5,000.00 | 3,492,902.00 | 3,487,902.00 | 0.00 | 3,487,902.00 |
| 4.8.15.59 | EXTRAORDINARIOS | 0.00 | 0.00 | 0.00 | 0.00 | 0.00 | 0.00 |
| 5 | GASTOS | 0.00 | 381,217,083.00 | 24,904,076.00 | 356,313,007.00 | 0.00 | 356,313,007.00 |
| 5.1 | ADMINISTRACION | 0.00 | 114,204,622.00 | 14,846,924.00 | 99,357,698.00 | 0.00 | 99,357,698.00 |
| 5.1.01 | SUELDOS Y SALARIOS | 0.00 | 24,658,086.00 | 10,760,705.00 | 13,907,381.00 | 0.00 | 13,907,381.00 |
| 5.1.01.01 | SUELDOS DEL PERSONAL | 0.00 | 21,423,568.00 | 10,665,059.00 | 10,758,509.00 | 0.00 | 10,758,509.00 |
| 5.1.01.03 | HORAS EXTRAS Y FESTIVOS | 0.00 | 158,107.00 | 0.00 | 158,107.00 | 0.00 | 158,107.00 |
| 5.1.01.13 | PRIMA DE VACACIONES | 0.00 | 574,530.00 | 0.00 | 574,530.00 | 0.00 | 574,530.00 |
| 5.1.01.14 | PRIMA DE NAVIDAD | 0.00 | 733,786.00 | 0.00 | 733,786.00 | 0.00 | 733,786.00 |
| 5.1.01.17 | VACACIONES | 0.00 | 599,943.00 | 0.00 | 599,943.00 | 0.00 | 599,943.00 |
| 5.1.01.18 | BONIFICACION ESPECIAL DE RECREACION | 0.00 | 20,310.00 | 0.00 | 20,310.00 | 0.00 | 20,310.00 |
| 5.1.01.24 | CE SANTAS | 0.00 | 539,525.00 | 0.00 | 539,525.00 | 0.00 | 539,525.00 |
| 5.1.01.25 | SEGUROS GENERALES | 0.00 | 415,146.00 | 179.00 | 414,967.00 | 0.00 | 414,967.00 |
| 5.1.01.33 | GASTOS DEPORTIVOS DE RECREACION | 0.00 | 31,995.00 | 0.00 | 31,995.00 | 0.00 | 31,995.00 |
| 5.1.01.47 | VIATICOS | 0.00 | 0.00 | 0.00 | 0.00 | 0.00 | 0.00 |
| 5.1.01.48 | GASTOS DE VIAJE | 0.00 | 0.00 | 0.00 | 0.00 | 0.00 | 0.00 |
| 5.1.01.49 | COMISIONES | 0.00 | 6,461.00 | 0.00 | 6,461.00 | 0.00 | 6,461.00 |
| 5.1.01.52 | PRIMA DE SERVICIOS | 0.00 | 137,183.00 | 95,467.00 | 61,716.00 | 0.00 | 61,716.00 |
| 5.1.01.60 | SUBSIDIO DE ALIMENTACION | 0.00 | 4,558.00 | 0.00 | 4,558.00 | 0.00 | 4,558.00 |
| 5.1.01.64 | OTRAS PRIMAS | 0.00 | 2,974.00 | 0.00 | 2,974.00 | 0.00 | 2,974.00 |
| 5.1.01.90 | OTROS SUELDOS Y SALARIOS | 0.00 | 0.00 | 0.00 | 0.00 | 0.00 | 0.00 |
| 5.1.02 | CONTRIBUCIONES IMPUTADAS | 0.00 | 58,235,688.00 | 0.00 | 58,235,688.00 | 0.00 | 58,235,688.00 |
| 5.1.02.01 | INCAPACIDADES | 0.00 | 40,271.00 | 0.00 | 40,271.00 | 0.00 | 40,271.00 |
| 5.1.02.09 | PENSIONES DE JUBILACION | 0.00 | 43,189,138.00 | 0.00 | 43,189,138.00 | 0.00 | 43,189,138.00 |
| 5.1.02.11 | AMORTIZACION CALCULO ACTUARIAL DE CUOTAS PARTE | 0.00 | 14,402,312.00 | 0.00 | 14,402,312.00 | 0.00 | 14,402,312.00 |
| 5.1.02.12 | AMORTIZACION PROVISIONAL DE BONOS PENSIONES | 0.00 | 603,967.00 | 0.00 | 603,967.00 | 0.00 | 603,967.00 |
| 5.1.03 | CONTRIBUCIONES EFECTIVAS | 0.00 | 7,068,942.00 | 4,080,595.00 | 2,988,347.00 | 0.00 | 2,988,347.00 |
| 5.1.03.02 | ABORTES A CAJAS DE COMPENSACION FAMI | 0.00 | 446,436.00 | 0.00 | 446,436.00 | 0.00 | 446,436.00 |
| 5.1.03.03 | COTIZACIONES A SEGURIDAD SOCIAL EN | 0.00 | 5,098,944.00 | 4,080,595.00 | 1,018,349.00 | 0.00 | 1,018,349.00 |

Handwritten signature



| CODIGO | CUENTA | SALDO FINAL | MOV DEBITO | MOV CREDITO | SALDO FINAL | SALDO CTE | SALDO NO CTE |
|-----------|---|-------------|----------------|--------------|----------------|-----------|----------------|
| 5.1.03.05 | COTIZACIONES A RIESGOS PROFESIONALE | DDD | 135,425.00 | DDD | 135,425.00 | 0.00 | 135,425.00 |
| 5.1.03.06 | COTIZACION A ENTIDADES ADMINISTRADORAS PRIMARIA M | DDD | 1,388,137.00 | DDD | 1,388,137.00 | 0.00 | 1,388,137.00 |
| 5.1.03.07 | COTIZACION A ENTIDADES ADMINISTRADORAS | DDD | 0.00 | DDD | 0.00 | DDD | 0.00 |
| 5.1.04 | APORTE SOBRE LA NOMINA | 0.00 | 558,029.00 | 0.00 | 558,029.00 | 0.00 | 558,029.00 |
| 5.1.04.01 | APORTES AL ICBF | DDD | 334,771.00 | DDD | 334,771.00 | 0.00 | 334,771.00 |
| 5.1.04.02 | APORTES AL SENA | DDD | 55,835.00 | DDD | 55,835.00 | 0.00 | 55,835.00 |
| 5.1.04.03 | APORTES ESAP | 0.00 | 55,835.00 | DDD | 55,835.00 | 0.00 | 55,835.00 |
| 5.1.04.04 | APORTES A ESCUELAS INDUSTRIALES E INST TECNICOS | 0.00 | 111,588.00 | DDD | 111,588.00 | 0.00 | 111,588.00 |
| 5.1.11 | GENERALES | 0.00 | 23,673,877.00 | 5,624.00 | 23,668,253.00 | 0.00 | 23,668,253.00 |
| 5.1.11.06 | ESTUDIOS Y PROYECTOS | 0.00 | 0.00 | 0.00 | 0.00 | DDD | 0.00 |
| 5.1.11.11 | COMISIONES HONORARIOS Y SERVICIOS | DDD | 9,206,466.00 | 5,172.00 | 9,201,294.00 | 0.00 | 9,201,294.00 |
| 5.1.11.13 | VIGILANCIA Y SEGURIDAD | DDD | 2,359,877.00 | 0.00 | 2,359,877.00 | 0.00 | 2,359,877.00 |
| 5.1.11.14 | MATERIALES Y SUMINISTRO | DDD | 782,673.00 | 0.00 | 782,673.00 | 0.00 | 782,673.00 |
| 5.1.11.15 | MANTENIMIENTO | DDD | 990,645.00 | DDD | 990,645.00 | 0.00 | 990,645.00 |
| 5.1.11.16 | REPARACIONES | 0.00 | 0.00 | DDD | 0.00 | 0.00 | 0.00 |
| 5.1.11.17 | SERVICIOS PUBLICOS | 0.00 | 4,379,856.00 | DDD | 4,379,856.00 | 0.00 | 4,379,856.00 |
| 5.1.11.18 | ARRENDAMIENTO | 0.00 | 1,768,438.00 | 0.00 | 1,768,438.00 | 0.00 | 1,768,438.00 |
| 5.1.11.19 | VIAJITOS Y GASTOS DE VIAJES | DDD | 95,322.00 | 452.00 | 94,870.00 | 0.00 | 94,870.00 |
| 5.1.11.20 | PUBLICIDAD Y PROPAGANDA | DDD | 2,725,780.00 | DDD | 2,725,780.00 | 0.00 | 2,725,780.00 |
| 5.1.11.21 | IMPRESOS Y PUBLICACIONES | DDD | 110,698.00 | DDD | 110,698.00 | 0.00 | 110,698.00 |
| 5.1.11.22 | FOTOCOPIAS | 0.00 | 0.00 | DDD | 0.00 | 0.00 | 0.00 |
| 5.1.11.23 | COMUNICACIONES Y TRANSPORTE | 0.00 | 226,936.00 | 0.00 | 226,936.00 | 0.00 | 226,936.00 |
| 5.1.11.25 | SEGUROS GENERALES | 0.00 | 159,216.00 | 0.00 | 159,216.00 | 0.00 | 159,216.00 |
| 5.1.11.32 | ESTUDIOS Y DISEÑOS | 0.00 | 0.00 | 0.00 | 0.00 | 0.00 | 0.00 |
| 5.1.11.37 | EVENTOS CULTURALES | DDD | 0.00 | 0.00 | 0.00 | 0.00 | 0.00 |
| 5.1.11.40 | CONTRATOS DE ADMON | DDD | 0.00 | 0.00 | 0.00 | 0.00 | 0.00 |
| 5.1.11.46 | COMBUSTIBLES Y LUBRICANTES | DDD | 616,784.00 | DDD | 616,784.00 | 0.00 | 616,784.00 |
| 5.1.11.49 | SERVICIOS DE ASEO, CAFETERIA Y REST | DDD | 99,769.00 | DDD | 99,769.00 | 0.00 | 99,769.00 |
| 5.1.11.54 | ORGANIZACION DE EVENTOS | D | 150,726.00 | DDD | 150,726.00 | 0.00 | 150,726.00 |
| 5.1.11.64 | GASTOS LEGALES | 0.00 | 684.00 | DDD | 684.00 | 0.00 | 684.00 |
| 5.1.11.90 | OTROS GASTOS GENERALES | DDD | 7.00 | DDD | 7.00 | 0.00 | 7.00 |
| 5.1.20 | IMPUESTOS, CONTRIBUCIONES Y TASAS | 0.00 | 0.00 | 0.00 | 0.00 | 0.00 | 0.00 |
| 5.1.20.08 | SANCCIONES | 0.00 | 0.00 | DDD | 0.00 | 0.00 | 0.00 |
| 5.3 | *PROVISIONES AGOTAMIENTO Y DEPREC* | 0.00 | 9,494,455.00 | 0.00 | 9,494,455.00 | 0.00 | 9,494,455.00 |
| 5.3.02 | PROVISIONES PARA PROTECCION DE INVERSIONES | 0.00 | 4,259,436.00 | 0.00 | 4,259,436.00 | 0.00 | 4,259,436.00 |
| 5.3.02.33 | INVERSIONES PATRIMONIALES EN ENTIDADES NO CONTR | 0.00 | 4,250,300.00 | DDD | 4,250,300.00 | 0.00 | 4,250,300.00 |
| 5.3.02.34 | INVERSIONES PATRIMONIALES EN ENTIDADES NO CONTR | 0.00 | 9,136.00 | 0.00 | 9,136.00 | 0.00 | 9,136.00 |
| 5.3.02.35 | INVERSIONES PATRIMONIALES EN ENTIDADES NO CONTR | 0.00 | 0.00 | 0.00 | 0.00 | 0.00 | 0.00 |
| 5.3.04 | PROVISIONES, AGOTAMIENTO Y SERVICIOS | 0.00 | 0.00 | 0.00 | 0.00 | 0.00 | 0.00 |
| 5.3.04.90 | PROVISION PARA DEUDORES | 0.00 | 0.00 | 0.00 | 0.00 | 0.00 | 0.00 |
| 5.3.14 | PROVISION PARA CONTINGENCIA | 0.00 | 5,235,019.00 | 0.00 | 5,235,019.00 | 0.00 | 5,235,019.00 |
| 5.3.14.01 | LITIGIOS Y DEMANDAS | 0.00 | 5,235,019.00 | DDD | 5,235,019.00 | 0.00 | 5,235,019.00 |
| 5.4 | TRANSFERENCIAS | 0.00 | 32,615,090.00 | 21,448.00 | 32,593,642.00 | 0.00 | 32,593,642.00 |
| 5.4.23 | OTRAS TRANSFERENCIAS | 0.00 | 32,615,090.00 | 21,448.00 | 32,593,642.00 | 0.00 | 32,593,642.00 |
| 5.4.23.02 | PARA PROYECTOS DE INVERSION | DDD | 26,226,711.00 | DDD | 26,226,711.00 | 0.00 | 26,226,711.00 |
| 5.4.23.03 | PARA GASTOS DE FUNCIONAMIENTO | 0.00 | 6,388,379.00 | 21,448.00 | 6,366,931.00 | 0.00 | 6,366,931.00 |
| 5.5 | GASTO SOCIAL | 0.00 | 217,652,533.00 | 6,394,125.00 | 211,258,408.00 | 0.00 | 211,258,408.00 |

Handwritten signature or initials



| CODIGO | CUENTA | SALDO FINAL | MOV DEBITO | MOV CREDITO | SALDO FINAL | SALDO CTE | SALDO NO CTE |
|-----------|---|-------------|----------------|--------------|---------------|-----------|---------------|
| 5.5.01 | EDUCACION | 0.00 | 103,161,178.00 | 5,237,773.00 | 97,923,405.00 | 0.00 | 97,923,405.00 |
| 5.5.01.01 | SUELDOS Y SALARIOS | 0.00 | 51,530,317.00 | 2,547.00 | 51,527,770.00 | 0.00 | 51,527,770.00 |
| 5.5.01.02 | CONTRIBUCIONES IMPUTADAS | 0.00 | 0.00 | 0.00 | 0.00 | 0.00 | 0.00 |
| 5.5.01.03 | CONTRIBUCIONES EFECTIVAS | 0.00 | 20,519,375.00 | 5,233,726.00 | 15,285,649.00 | 0.00 | 15,285,649.00 |
| 5.5.01.04 | APORTES SOBRE LA NOMINA | 0.00 | 3,325,229.00 | 0.00 | 3,325,229.00 | 0.00 | 3,325,229.00 |
| 5.5.01.05 | GENERALES | 0.00 | 14,493,147.00 | 1,500.00 | 14,491,647.00 | 0.00 | 14,491,647.00 |
| 5.5.01.06 | ASIGNACION DE BIENES Y SERVICIOS | 0.00 | 13,293,110.00 | 0.00 | 13,293,110.00 | 0.00 | 13,293,110.00 |
| 5.5.02 | SAUD | 0.00 | 74,506,021.00 | 1,065,352.00 | 73,440,669.00 | 0.00 | 73,440,669.00 |
| 5.5.02.01 | SUELDOS Y SALARIOS | 0.00 | 702,369.00 | 702,369.00 | 0.00 | 0.00 | 0.00 |
| 5.5.02.03 | CONTRIBUCIONES EFECTIVAS | 0.00 | 342,548.00 | 342,548.00 | 0.00 | 0.00 | 0.00 |
| 5.5.02.05 | GENERALES | 0.00 | 812,714.00 | 0.00 | 812,714.00 | 0.00 | 812,714.00 |
| 5.5.02.06 | ASIGNACION DE BIENES Y SERVICIOS | 0.00 | 285,500.00 | 0.00 | 285,500.00 | 0.00 | 285,500.00 |
| 5.5.02.08 | SUBSIDIO A LA OFERTA | 0.00 | 4,990,839.00 | 20,435.00 | 4,970,404.00 | 0.00 | 4,970,404.00 |
| 5.5.02.10 | REGIMEN SUBSIDIADO | 0.00 | 67,079,865.00 | 0.00 | 67,079,865.00 | 0.00 | 67,079,865.00 |
| 5.5.02.16 | ACCIONES DE SALUD PUBLICA | 0.00 | 292,186.00 | 0.00 | 292,186.00 | 0.00 | 292,186.00 |
| 5.5.03 | AGUA POTABLE Y SANEAMIENTO BASICO | 0.00 | 10,937,070.00 | 0.00 | 10,937,070.00 | 0.00 | 10,937,070.00 |
| 5.5.03.06 | ASIGNACION DE BIENES Y SERVICIOS | 0.00 | 10,937,070.00 | 0.00 | 10,937,070.00 | 0.00 | 10,937,070.00 |
| 5.5.04 | VIVIENDA | 0.00 | 0.00 | 0.00 | 0.00 | 0.00 | 0.00 |
| 5.5.04.05 | GENERALES | 0.00 | 0.00 | 0.00 | 0.00 | 0.00 | 0.00 |
| 5.5.04.06 | ASIGNACION DE BIENES Y SERVICIOS | 0.00 | 0.00 | 0.00 | 0.00 | 0.00 | 0.00 |
| 5.5.05 | RECREACION Y DEPORTES | 0.00 | 2,094,558.00 | 85,000.00 | 2,009,558.00 | 0.00 | 2,009,558.00 |
| 5.5.05.05 | GENERALES | 0.00 | 1,500.00 | 0.00 | 1,500.00 | 0.00 | 1,500.00 |
| 5.5.05.06 | ASIGNACION DE BIENES Y SERVICIOS | 0.00 | 2,093,058.00 | 85,000.00 | 2,008,058.00 | 0.00 | 2,008,058.00 |
| 5.5.06 | CULTURA | 0.00 | 4,379,339.00 | 6,000.00 | 4,373,339.00 | 0.00 | 4,373,339.00 |
| 5.5.06.06 | ASIGNACION DE BIENES Y SERVICIOS | 0.00 | 4,379,339.00 | 6,000.00 | 4,373,339.00 | 0.00 | 4,373,339.00 |
| 5.5.07 | DESARROLLO COMUNITARIO Y BIENESTAR | 0.00 | 19,469,568.00 | 0.00 | 19,469,568.00 | 0.00 | 19,469,568.00 |
| 5.5.07.05 | GENERALES | 0.00 | 5,227,198.00 | 0.00 | 5,227,198.00 | 0.00 | 5,227,198.00 |
| 5.5.07.06 | ASIGNACION DE BIENES Y SERVICIOS | 0.00 | 14,242,370.00 | 0.00 | 14,242,370.00 | 0.00 | 14,242,370.00 |
| 5.5.08 | MEDIO AMBIENTE | 0.00 | 0.00 | 0.00 | 0.00 | 0.00 | 0.00 |
| 5.5.08.02 | ACTIVIDADES DE RECUPERACION | 0.00 | 0.00 | 0.00 | 0.00 | 0.00 | 0.00 |
| 5.5.08.06 | ESTUDIOS Y PROYECTOS | 0.00 | 0.00 | 0.00 | 0.00 | 0.00 | 0.00 |
| 5.5.50 | SUBSIDIOS ASIGNADOS | 0.00 | 3,104,799.00 | 0.00 | 3,104,799.00 | 0.00 | 3,104,799.00 |
| 5.5.50.02 | PARA EDUCACION | 0.00 | 0.00 | 0.00 | 0.00 | 0.00 | 0.00 |
| 5.5.50.04 | PARA ATENCION EN SALUD | 0.00 | 0.00 | 0.00 | 0.00 | 0.00 | 0.00 |
| 5.5.50.08 | REDES | 0.00 | 803,158.00 | 0.00 | 803,158.00 | 0.00 | 803,158.00 |
| 5.5.50.09 | SERVICIO DE ACUEDUCTO | 0.00 | 1,954,241.00 | 0.00 | 1,954,241.00 | 0.00 | 1,954,241.00 |
| 5.5.50.90 | OTROS SUBSIDIOS ASIGNADOS | 0.00 | 347,400.00 | 0.00 | 347,400.00 | 0.00 | 347,400.00 |
| 5.8 | OTROS GASTOS | 0.00 | 7,250,383.00 | 3,641,579.00 | 3,608,804.00 | 0.00 | 3,608,804.00 |
| 5.8.01 | INTERESES | 0.00 | 5,935,423.00 | 0.00 | 5,935,423.00 | 0.00 | 5,935,423.00 |
| 5.8.01.09 | INTERESES CREDITOS JUDICIALES | 0.00 | 0.00 | 0.00 | 0.00 | 0.00 | 0.00 |
| 5.8.01.35 | OPERACION DE CREDITO PUBLICO | 0.00 | 4,505,964.00 | 0.00 | 4,505,964.00 | 0.00 | 4,505,964.00 |
| 5.8.01.40 | OPERACIONES DE FINANCIAMIENTO INTERNAS DE LARGO | 0.00 | 1,427,767.00 | 0.00 | 1,427,767.00 | 0.00 | 1,427,767.00 |
| 5.8.01.90 | OTROS INTERESES | 0.00 | 1,692.00 | 0.00 | 1,692.00 | 0.00 | 1,692.00 |
| 5.8.02 | COMISIONES | 0.00 | 805,880.00 | 201,338.00 | 604,542.00 | 0.00 | 604,542.00 |
| 5.8.02.37 | COMISIONES SOBRE RECURSOS ENTREGADOS EN ADMIN | 0.00 | 805,880.00 | 201,338.00 | 604,542.00 | 0.00 | 604,542.00 |
| 5.8.02.90 | OTRAS COMISIONES | 0.00 | 0.00 | 0.00 | 0.00 | 0.00 | 0.00 |
| 5.8.05 | FINANCIEROS | 0.00 | 81,067.00 | 0.00 | 81,067.00 | 0.00 | 81,067.00 |

apenas 23



| CODIGO | CUENTA | SALDO FINAL | MDV DEBITO | MDV CREDITO | SALDO FINAL | SALDO CTE | SALDO NO CTE |
|-----------|--------------------------------------|-----------------|---------------|---------------|-----------------|-----------|-----------------|
| 5.8.05.26 | ADMINISTRACION DE FIDUCIA | 0.00 | 0.00 | 0.00 | 0.00 | 0.00 | 0.00 |
| 5.8.05.90 | OTROS GASTOS FINANCIEROS | 0.00 | 81,067.00 | 0.00 | 81,067.00 | 0.00 | 81,067.00 |
| 5.8.08 | OTROS GASTOS ORDINARIOS | 0.00 | 0.00 | 0.00 | 0.00 | 0.00 | 0.00 |
| 5.8.08.12 | SENTENCIAS | 0.00 | 0.00 | 0.00 | 0.00 | 0.00 | 0.00 |
| 5.8.10.90 | EXTRAORDINARIOS | 0.00 | 0.00 | 0.00 | 0.00 | 0.00 | 0.00 |
| 5.8.10.90 | OTROS GASTOS ORDINARIOS | 0.00 | 0.00 | 0.00 | 0.00 | 0.00 | 0.00 |
| 5.8.15 | AJUSTE DE EJERCICIOS ANTERIORES | 0.00 | 428,013.00 | 3,440,241.00 | -3,012,228.00 | 0.00 | 3,012,228.00 |
| 5.8.15.88 | GASTOS DE ADMINISTRACION | 0.00 | 427,896.00 | 185,120.00 | 242,776.00 | 0.00 | 242,776.00 |
| 5.8.15.89 | GASTOS DE OPERACION | 0.00 | 0.00 | 45,468.00 | -45,468.00 | 0.00 | -45,468.00 |
| 5.8.15.90 | PROVISION DEPREACION Y AMORTIZACION | 0.00 | 0.00 | 0.00 | 0.00 | 0.00 | 0.00 |
| 5.8.15.91 | TRANSFERENCIAS | 0.00 | 0.00 | 0.00 | 0.00 | 0.00 | 0.00 |
| 5.8.15.92 | GASTO PUBLICO SOCIAL | 0.00 | 0.00 | 3,209,653.00 | -3,209,653.00 | 0.00 | -3,209,653.00 |
| 5.8.15.93 | AJ OTROS GASTOS | 0.00 | 117.00 | 0.00 | 117.00 | 0.00 | 117.00 |
| 5.9 | CIERRE DE INGRESOS COSTOS Y GASTOS | 0.00 | 0.00 | 0.00 | 0.00 | 0.00 | 0.00 |
| 5.9.05 | CIERRE DE INGRESOS COSTOS Y GASTOS | 0.00 | 0.00 | 0.00 | 0.00 | 0.00 | 0.00 |
| 5.9.05.01 | CIERRE DE INGRESOS COSTOS Y GASTOS | 0.00 | 0.00 | 0.00 | 0.00 | 0.00 | 0.00 |
| 8 | CUENTAS DE ORDEN DEUDORAS | 0.00 | 47,536,570.00 | 47,536,570.00 | 0.00 | 0.00 | 0.00 |
| 8.1 | DERECHOS CONTINGENTES | 387,227,342.00 | 31,976,715.00 | 15,559,855.00 | 403,644,202.00 | 0.00 | 403,644,202.00 |
| 8.1.20 | LITIGIOS Y DEMANDAS | 259,248.00 | 0.00 | 0.00 | 259,248.00 | 0.00 | 259,248.00 |
| 8.1.20.05 | OBLIGACIONES FISCALES | 259,248.00 | 0.00 | 0.00 | 259,248.00 | 0.00 | 259,248.00 |
| 8.1.90 | OTROS DERECHOS CONTINGENTES | 386,968,094.00 | 31,976,715.00 | 15,559,855.00 | 403,384,954.00 | 0.00 | 403,384,954.00 |
| 8.1.90.03 | INTERESES DE MORA | 386,968,094.00 | 31,976,715.00 | 15,559,855.00 | 403,384,954.00 | 0.00 | 403,384,954.00 |
| 8.1.90.90 | OTROS DERECHOS CONTINGENTES | 0.00 | 0.00 | 0.00 | 0.00 | 0.00 | 0.00 |
| 8.3 | DEUDORAS DE CONTROL | 35,188,847.00 | 0.00 | 0.00 | 35,188,847.00 | 0.00 | 35,188,847.00 |
| 8.3.06 | BIENES ENTREGADOS EN CUSTODIA | 31,328,485.00 | 0.00 | 0.00 | 31,328,485.00 | 0.00 | 31,328,485.00 |
| 8.3.06.17 | PROPIEDAD PLANTA Y EQUIPO | 31,328,485.00 | 0.00 | 0.00 | 31,328,485.00 | 0.00 | 31,328,485.00 |
| 8.3.06.90 | OTROS BIENES ENTREGADOS EN CUSTODIA | 0.00 | 0.00 | 0.00 | 0.00 | 0.00 | 0.00 |
| 8.3.12 | DOCUMENTOS ENTREGADOS PARA SU COBRD | 3,860,362.00 | 0.00 | 0.00 | 3,860,362.00 | 0.00 | 3,860,362.00 |
| 8.3.12.90 | OTROS DOCUMENTOS ENTREGADOS | 3,860,362.00 | 0.00 | 0.00 | 3,860,362.00 | 0.00 | 3,860,362.00 |
| 8.3.90 | OTRAS CUENTAS DEUDORAS DE CONTROL | 0.00 | 0.00 | 0.00 | 0.00 | 0.00 | 0.00 |
| 8.3.90.06 | RECURSOS EMBARGADOS | 0.00 | 0.00 | 0.00 | 0.00 | 0.00 | 0.00 |
| 8.9 | DEUDORAS POR CONTRA (CR) | -422,416,189.00 | 15,559,855.00 | 31,976,715.00 | -438,833,049.00 | 0.00 | -438,833,049.00 |
| 8.9.05 | DERECHOS CONTINGENTES | -387,227,342.00 | 15,559,855.00 | 31,976,715.00 | -403,644,202.00 | 0.00 | -403,644,202.00 |
| 8.9.05.06 | LITIGIOS Y DEMANDAS | -259,248.00 | 0.00 | 0.00 | -259,248.00 | 0.00 | -259,248.00 |
| 8.9.05.90 | OTROS DERECHOS CONTINGENTES | -386,968,094.00 | 15,559,855.00 | 31,976,715.00 | -403,384,954.00 | 0.00 | -403,384,954.00 |
| 8.9.15 | DEUDORAS DE CONTROL POR CONTRA | -35,188,847.00 | 0.00 | 0.00 | -35,188,847.00 | 0.00 | -35,188,847.00 |
| 8.9.15.02 | BIENES ENTREGADOS EN CUSTODIA | -31,328,485.00 | 0.00 | 0.00 | -31,328,485.00 | 0.00 | -31,328,485.00 |
| 8.9.15.04 | DOCUMENTOS ENTREGADOS PARA SU COBRRO | -3,860,362.00 | 0.00 | 0.00 | -3,860,362.00 | 0.00 | -3,860,362.00 |
| 8.9.15.90 | OTRAS CUENTAS DEUDORAS DE CONTROL | 0.00 | 0.00 | 0.00 | 0.00 | 0.00 | 0.00 |
| 9 | CUENTAS DE ORDEN ACREEDORAS | 0.00 | 6,619,613.00 | 6,619,613.00 | 0.00 | 0.00 | 0.00 |
| 9.1 | RESPONSABILIDADES CONTINGENTES | 297,676,591.00 | 6,619,613.00 | 0.00 | 291,056,978.00 | 0.00 | 291,056,978.00 |
| 9.1.20 | OBLIGACIONES POTENCIALES | 111,319,995.00 | 6,619,613.00 | 0.00 | 104,700,382.00 | 0.00 | 104,700,382.00 |
| 9.1.20.01 | CIVILES | 48,602,610.00 | 1,363,821.00 | 0.00 | 47,238,789.00 | 0.00 | 47,238,789.00 |
| 9.1.20.02 | LABORALES | 62,717,385.00 | 5,255,792.00 | 0.00 | 57,461,593.00 | 0.00 | 57,461,593.00 |
| 9.1.21 | OBLIGACIONES POTENCIALES | 99,728,242.00 | 0.00 | 0.00 | 99,728,242.00 | 0.00 | 99,728,242.00 |
| 9.1.21.90 | OTRAS OBLIGACIONES POTENCIALES | 99,728,242.00 | 0.00 | 0.00 | 99,728,242.00 | 0.00 | 99,728,242.00 |
| 9.1.90 | OTRAS RESPONSABILIDADES CONTINGENTES | 86,628,354.00 | 0.00 | 0.00 | 86,628,354.00 | 0.00 | 86,628,354.00 |

apenas



| CODIGO | CUENTA | SALDO FINAL | MOV DEBITO | MOV CREDITO | SALDO FINAL | SALDO CTE | SALDO NO CTE |
|-----------|--|-----------------|------------|--------------|-----------------|-----------|-----------------|
| 9.1.90.90 | OTRAS RESPONSABILIDADES CONTINGENTES | 86,628,354.00 | 0.00 | 0.00 | 86,628,354.00 | 0.00 | 86,628,354.00 |
| 9.3 | ACREEDORAS DE CONTROL | 5,544,686.00 | 0.00 | 0.00 | 5,544,686.00 | 0.00 | 5,544,686.00 |
| 9.3.90 | OTRAS CUENTAS ACREEDORAS DE CONTROL | 5,544,686.00 | 0.00 | 0.00 | 5,544,686.00 | 0.00 | 5,544,686.00 |
| 9.3.90.15 | SOBRETASA AMBIENTAL AL IMPUESTO PREDIAL | 5,544,686.00 | 0.00 | 0.00 | 5,544,686.00 | 0.00 | 5,544,686.00 |
| 9.9 | ACREEDORES POR EL CONTRA (DB) | -303,221,277.00 | 0.00 | 6,619,613.00 | -296,601,664.00 | 0.00 | -296,601,664.00 |
| 9.9.05 | RESPONSABILIDADES CONTINGENTES POR EL CONTRA | -297,676,591.00 | 0.00 | 6,619,613.00 | -291,056,978.00 | 0.00 | -291,056,978.00 |
| 9.9.05.09 | OBLIGACIONES POTENCIALES | -210,732,066.00 | 0.00 | 6,619,613.00 | -204,112,453.00 | 0.00 | -204,112,453.00 |
| 9.9.05.90 | OTRAS RESPONSABILIDADES CONTINGENTES | -86,944,525.00 | 0.00 | 0.00 | -86,944,525.00 | 0.00 | -86,944,525.00 |
| 9.9.15 | ACREEDORAS DE CONTROL POR CONTRA (DB) | -5,544,686.00 | 0.00 | 0.00 | -5,544,686.00 | 0.00 | -5,544,686.00 |
| 9.9.15.23 | PORCENTAJE SOBRETASA AMBIENTAL IMPTO PREDIAL | -5,544,686.00 | 0.00 | 0.00 | -5,544,686.00 | 0.00 | -5,544,686.00 |

Elsa Margarita Noguera de la Espriella
ALCALDESA DISTRITAL DE BARRANQUILLA

Raúl Lacorterra Daza
SECRETARIO HACIENDA

Edgardo Gómez Barros
JEFE OFICINA CONTADURIA
TP. 104130-1



ALCALDIA DE BARRANQUILLA
Distrito Especial Industrial y Portuario

ALCALDIA DISTRITAL DE BARRANQUILLA
OFICINA DE CONTADURIA
INFORME OPERACIONES RECIPROCAS
DISTRITO
AL 31 DE MARZO DE 2014

| CODIGO | CUENTA | COD ENTIDAD | NOMBRE ENTIDAD | SALDO CTE | SALDO NO CTE |
|-----------|------------------------------------|-------------|--|------------|--------------|
| 1.2.08.31 | EN EMPRESAS INDUSTRIALES Y CIALES | 220308001 | TRANSMETRO BARRANQUILLA | 0 | 11.980.000 |
| 1.3.05.07 | IMPUESTO PREDIAL UNIFICADO | 13000000 | SUPERINTENDENCIA DE SOCIEDADES | 8.412 | 0 |
| 1.3.05.07 | IMPUESTO PREDIAL UNIFICADO | 121708000 | UNIVERSIDAD DE ATLANTICO | 7.867 | 0 |
| 1.3.05.07 | IMPUESTO PREDIAL UNIFICADO | 110808000 | GOBERNACION DEL ATLANTICO | 706 | 0 |
| 1.3.05.07 | IMPUESTO PREDIAL UNIFICADO | 240108001 | EMPRESA DE DESARROLLO URBANO DE BA | 252.476 | 0 |
| 1.3.05.08 | IMPUESTO INDUSTRIAL Y COMERCIO | 231208001 | FORO HIDRICO | 40.490 | 0 |
| 1.3.05.08 | IMPUESTO INDUSTRIAL Y COMERCIO | 240108001 | EMPRESA DE DESARROLLO URBANO DE BA | 26.543 | 0 |
| 1.3.05.08 | IMPUESTO INDUSTRIAL Y COMERCIO | 269411001 | COLVATEL S.A. ESP | 941 | 0 |
| 1.3.05.08 | IMPUESTO INDUSTRIAL Y COMERCIO | 923270865 | E.S.P ACUEDUCTO REGIONAL COSTERO AR | 164 | 0 |
| 1.3.05.08 | IMPUESTO INDUSTRIAL Y COMERCIO | 923270866 | GECELCA S.A. E.S.P | 55.207 | 0 |
| 1.3.05.08 | IMPUESTO INDUSTRIAL Y COMERCIO | 923272181 | METROTEL REDES S.A. | 232.937 | 0 |
| 1.3.05.21 | IMPUESTO AVISOS Y TABLEROS | 220208999 | AREA METROPOLITANA | 2.992 | 0 |
| 1.4.01.60 | CONTRIBUCIONES - VALORIZACION | 121708000 | UNIVERSIDAD DE ATLANTICO | 4.726 | 0 |
| 1.4.01.61 | CUOTA DE FISCALIZACION Y AUDITAJE | 231208001 | FORO HIDRICO | 53.380 | 0 |
| 1.4.01.61 | CUOTAS DE FISCALIZACION Y AUDITAJE | 263008001 | DIRECCION DISTRITAL DE LIQUIDACIONES | 12.271 | 0 |
| 1.4.07.90 | OTROS DEUDORES | 240108001 | EMPRESA DE DESARROLLO URBANO DE BA | 43.353 | 0 |
| 1.4.13.11 | SIST GRAL PARTICIPACION-PARA SALUD | 923272429 | DIRECCION DE ADMINISTRACION DE FONDO | 31.271.360 | 0 |
| 1.4.13.14 | OTRAS TRANSFERENCIAS | 114444000 | DEPARTAMENTO DE LA GUAJIRA | 503 | 0 |
| 1.4.13.15 | SIST GRAL PARTICIPACION-PARA SALUD | 923272429 | DIRECCION DE ADMINISTRACION DE FONDO | 1.002.449 | 0 |
| 1.4.13.17 | SIST GRAL PARTICIPACION PROPOSITO | 11500000 | MINISTERIO DE HACIENDA | 2.354.975 | 0 |
| 1.4.13.18 | SISTEMA GENERAL DE PARTICIPACIONE | 11500000 | MINISTERIO DE HACIENDA | 17.574.173 | 0 |
| 1.4.13.19 | SIST GRAL PARTICIPACION ALIMENTACI | 11500000 | MINISTERIO DE HACIENDA | 163.330 | 0 |
| 1.4.13.20 | SIST GRAL PARTICIPACION RIO GRANDE | 11500000 | MINISTERIO DE HACIENDA | 9.404 | 0 |
| 1.4.13.22 | SIST GRAL PARTICIPACION AGUA POTA | 923272412 | VIVIENDA CIUDAD Y TERRITORIO | 1.948.414 | 0 |
| 1.4.20.13 | AVANCES Y ANTICIPOS | 220208999 | AREA METROPOLITANA | 31.498.935 | 0 |
| 1.4.70.08 | CUOTAS PARTES PENSIONALES | 42200000 | BANCO DE LA REPUBLICA | 6.031 | 0 |
| 1.4.70.90 | OTROS DEUDORES | 110808000 | GOBERNACION DEL ATLANTICO | 28.110 | 0 |
| 2.2.08.30 | BANCA COMERCIAL | 69600000 | BANCO AGRARIO DE COLOMBIA | 0 | 8.023.200 |
| 2.3.07.06 | ACUERDOS DE PAGO DEL GOBIERNO G | 923272395 | DIRECCION CREDITO PUBLICO | 11.250.000 | 90.292.725 |
| 2.4.01.01 | BIENES Y SERVICIOS | 41800000 | LA PREVISORA S. A. (COMPA-IA DE SEGURO | 43.475 | 0 |
| 2.4.03.15 | TRANSFERENCIAS CORRIENTES | 263008001 | DIRECCION DISTRITAL DE LIQUIDACIONES | 1.262.651 | 0 |
| 2.4.22.02 | INTERESES POR PAGAR | 69600000 | BANCO AGRARIO DE COLOMBIA | 18.302 | 0 |



ALCALDIA DE BARRANQUILLA
Distrito Especial, Industrial y Portuario

ALCALDIA DISTRITAL DE BARRANQUILLA
OFICINA DE CONTADURIA
INFORME OPERACIONES RECIPROCAS
DISTRITO
AL 31 DE MARZO DE 2014

| CODIGO | CUENTA | COD ENTIDAD | NOMBRE ENTIDAD | SALDO CTE | SALDO NO CTE |
|-----------|----------------------------------|-------------|---|-----------|--------------|
| 2.4.25.12 | SALDOS A FAVOR DE CONTRIBUYENTES | 923269813 | E.S.P. EPM TELECOMUNICACIONES S.A. | 514,517 | 0 |
| 2.4.25.52 | HONORARIOS COMISIONES Y SERVICIO | 81500000 | CENTRAL DE INVERSIONES S.A | 145,569 | 0 |
| 2.4.25.53 | SERVICIOS | 22000000 | ESAP | 12,450 | 0 |
| 2.4.25.90 | OTROS ACREEDORES | 26800000 | SENA | 27 | 0 |
| 2.4.25.90 | OTROS ACREEDORES | 110808000 | GOBERNACION DEL ATLANTICO | 4,372 | 0 |
| 2.4.25.90 | OTROS ACREEDORES | 123173000 | HOSPITAL FEDERICO LLERAS ACOSTA ESE | 11,640 | 0 |
| 2.4.25.90 | OTROS ACREEDORES | 125005000 | HOSPITAL ANTONIO ROLDAN BETANCUR | 28 | 0 |
| 2.4.25.90 | OTROS ACREEDORES | 825900000 | SUPERSALUD | 37,192 | 0 |
| 2.4.25.90 | OTROS DEUDORES | 923272429 | DIRECCIÓN DE ADMINISTRACIÓN DE FONDOS | 41,019 | 0 |
| 2.4.40.80 | OTROS IMPUESTOS DISTRITALES | 210108001 | ALCALDIA DISTRITAL DE BARRANQUILLA | 22,231 | 0 |
| 2.4.40.90 | OTROS IMPUESTOS DISTRITALES | 210108001 | ALCALDIA DISTRITAL DE BARRANQUILLA | 792 | 0 |
| 2.4.53.01 | EN ADMINISTRACION | 96400000 | MINISTERIO DEL INTERIOR | 1,114,143 | 0 |
| 2.4.80.02 | REGIMEN SUBSIDIADO | 122176000 | HOSPITAL UNIVERSITARIO DEL VALLE EVAF | 213,532 | 0 |
| 2.4.80.02 | REGIMEN SUBSIDIADO | 70100000 | CAJA DE PREVISION SOCIAL DE COMUNICA | 906,328 | 0 |
| 2.4.80.02 | REGIMEN SUBSIDIADO | 120968000 | E.S.E. HOSPITAL UNIVERSITARIO DE SANTA | 58,044 | 0 |
| 2.4.80.02 | REGIMEN SUBSIDIADO | 124341000 | HOSPITAL UNIVERSITARIO HERNANDO MON | 11,523 | 0 |
| 2.4.80.02 | REGIMEN SUBSIDIADO | 125308000 | E.S.E. HOSPITAL NIÑO JESUS - BARRANQUIL | 491,132 | 0 |
| 2.5.10.06 | CUOTAS PARTES PENSIONALES | 10900000 | MINISTERIO DE AGRICULTURA Y DESARROLLO | 170,143 | 0 |
| 2.5.10.06 | PENSIONES POR PAGAR | 13000000 | SUPERINTENDENCIA DE SOCIEDADES | 72,166 | 0 |
| 2.5.10.06 | CUOTAS PARTES PENSIONALES | 11100000 | MINISTERIO DE DEFENSA | 12,771 | 0 |
| 2.5.10.06 | CUOTAS PARTES PENSIONALES | 12300000 | POLICIA NACIONAL | 3,406 | 0 |
| 2.5.10.06 | CUOTAS PARTES PENSIONALES | 27400000 | UNIVERSIDAD NACIONAL DE COLOMBIA | 280 | 0 |
| 2.5.10.06 | CUOTAS PARTES PENSIONALES | 70100000 | CAJA DE PREVISION SOCIAL DE COMUNICA | 117,376 | 0 |
| 2.5.10.06 | CUOTAS PARTES PENSIONALES | 112020000 | DEPARTAMENTO DEL CESAR | 14,121 | 0 |
| 2.5.10.06 | CUOTAS PARTES PENSIONALES | 241511001 | FONDO DE PRESTACIONES ECONOMICAS, C | 37,939 | 0 |
| 2.9.17.04 | INDUCCO RETENIDO | 63100000 | TRANSELCA S.A. | 64,233 | 0 |
| 2.9.17.04 | INDUCCO RETENIDO | 231276001 | EMPRESAS MUNICIPALES DE CALI EICE ESF | 9,582 | 0 |
| 2.9.17.04 | INDUCCO RETENIDO | 30808000 | CORPORACION ELECTRICA DE LA COSTA A | 25,307 | 0 |
| 2.9.17.04 | INDUCCO RETENIDO | 31500000 | EMPRESA COLOMBIANA DE PRODUCTOS VE | 8,424 | 0 |
| 2.9.17.04 | INDUCCO RETENIDO | 69600000 | BANCO AGRARIO DE COLOMBIA | 69 | 0 |
| 2.9.17.04 | INDUCCO RETENIDO | 81500000 | CENTRAL DE INVERSIONES S.A. | 16 | 0 |
| 2.9.17.04 | INDUCCO RETENIDO | 131310000 | CANAL REGIONAL DE TELEVISION DEL CAR | 1,265 | 0 |



ALCALDIA DE BARRANQUILLA
Distrito Especial Industrial y Portuario

ALCALDIA DISTRITAL DE BARRANQUILLA
OFICINA DE CONTADURIA
INFORME OPERACIONES RECIPROCAS
DISTRITO
AL 31 DE MARZO DE 2014

| CODIGO | CUENTA | COD ENTIDAD | NOMBRE ENTIDAD | SALDO CTE | SALDO NO CTE |
|-----------|------------------------------------|-------------|--|-----------|--------------|
| 2.9.17.04 | INDUCCO RETENIDO | 240108001 | EMPRESA DE DESARROLLO URBANO DE BA | 78,231 | 0 |
| 2.9.17.04 | INDUCCO RETENIDO | 240108001 | EMPRESA DE DESARROLLO URBANO DE BA | 962 | 0 |
| 2.9.17.04 | INDUCCO RETENIDO | 269411001 | COLVATEL S.A. ESP | 575 | 0 |
| 4.1.05.07 | IMPUESTO PREDIAL UNIFICADO | 13000000 | SUPERINTENDENCIA DE SOCIEDADES | 0 | 8,395 |
| 4.1.05.07 | IMPUESTO PREDIAL UNIFICADO | 121708000 | UNIVERSIDAD DE ATLANTICO | 0 | 7,867 |
| 4.1.05.07 | IMPUESTO PREDIAL UNIFICADO | 822400000 | DEFENSORIA DEL PUEBLO | 0 | 3,099 |
| 4.1.05.07 | IMPUESTO PREDIAL UNIFICADO | 923269424 | CONSEJO PROFESIONAL NACIONAL DE ING | 0 | 538 |
| 4.1.05.08 | IMPUESTO INDUSTRIAL Y COMERCIO | 45900000 | ALMAGRARIO- ALMACENES GENERALES DE | 0 | 1,239 |
| 4.1.05.08 | IMPUESTO INDUSTRIAL Y COMERCIO | 41800000 | LA PREVISORA S. A. (COMPANIA DE SEGURO | 0 | 7,770 |
| 4.1.05.08 | IMPUESTO INDUSTRIAL Y COMERCIO | 45500000 | FIDUCIARIA CENTRAL S.A. | 0 | 137 |
| 4.1.05.08 | IMPUESTO INDUSTRIAL Y COMERCIO | 63100000 | TRANSELCA S.A. | 0 | 331,891 |
| 4.1.05.33 | IMPUESTO VEHICULO AUTOMOTOR | 63100000 | TRANSELCA S.A. | 0 | 132 |
| 4.1.10.01 | TASAS | 41800000 | LA PREVISORA S. A. (COMPANIA DE SEGURO | 0 | 203 |
| 4.1.10.61 | CONTRIBUCIONES EFECTIVAS | 121708000 | UNIVERSIDAD DE ATLANTICO | 0 | 9,360 |
| 4.4.08.17 | DISTRITOS -PARTICIPACION PARA SALU | 923272429 | DIRECCIÓN DE ADMINISTRACIÓN DE FONDO | 0 | 35,827,735 |
| 4.4.08.18 | DISTRITOS -PARTICIPACION PARA EDUC | 11300000 | MINISTERIO DE EDUCACION NACIONAL | 0 | 79,726,898 |
| 4.4.08.19 | DISTRITOS -PARTICIPACION PARA PROF | 11500000 | MINISTERIO DE HACIENDA | 0 | 7,064,921 |
| 4.4.08.20 | DISTRITOS -PARTICIPACION PARA PENS | 11500000 | MINISTERIO DE HACIENDA | 0 | 0 |
| 4.4.08.21 | DISTRITOS -PROGRAMAS ALIMENTACIO | 11500000 | MINISTERIO DE HACIENDA | 0 | 489,991 |
| 4.4.08.22 | MUNICIPIOS -RIVERA RIO GRANDE DE L | 11500000 | MINISTERIO DE HACIENDA | 0 | 28,209 |
| 4.4.08.24 | DISTRITO- AGUA POTABLE Y SANEAMIE | 923272412 | VIVIENDA CIUDAD Y TERRITORIO | 0 | 5,845,237 |
| 4.4.08.25 | ATENCIÓN INTEGRAL A LA PRIMERA INF | 11500000 | MINISTERIO DE HACIENDA | 0 | 0 |
| 4.4.13.03 | SGR PARA DESARROLLO REGIONAL | 923272447 | SISTEMA GENERAL DE REGALIAS | 0 | 33,000 |
| 4.4.13.05 | SGR PARA AHORRO FONPET | 923272447 | SISTEMA GENERAL DE REGALIAS | 0 | 318,577 |
| 4.4.21.01 | FOSYGA SOLIDARIDAD | 923272429 | DIRECCIÓN DE ADMINISTRACIÓN DE FONDO | 0 | 66,668,755 |
| 4.4.21.03 | FOSYGA PROMOCION | 923272429 | DIRECCIÓN DE ADMINISTRACIÓN DE FONDO | 0 | 1,044,395 |
| 4.4.28.02 | PARA PROYECTOS DE INVERSION | 14100000 | MINISTERIO DE LA CULTURA | 0 | 360,736 |
| 4.4.28.02 | PARA PROYECTOS DE INVERSION | 11300000 | MINISTERIO DE EDUCACION NACIONAL | 0 | 152,330 |
| 4.4.28.03 | PARA PROYECTOS DE INVERSION | 11300000 | MINISTERIO DE EDUCACION NACIONAL | 0 | 9,866,892 |
| 4.4.28.04 | PARA PROYECTOS DE SALUD | 923272421 | MINISTERIO DE SALUD | 0 | 376,677 |
| 5.1.04.01 | APORTES AL ICBF | 23900000 | ICBF | 0 | 388,936 |
| 5.1.04.02 | APORTES AL SENA | 26800000 | SENA | 0 | 64,856 |

quis 28



ALCALDIA DE BARRANQUILLA
Distrito Especial, Industrial y Portuario

ALCALDIA DISTRICTAL DE BARRANQUILLA
OFICINA DE CONTADURIA
INFORME OPERACIONES RECIPROCAS
DISTRITO
AL 31 DE MARZO DE 2014

| CODIGO | CUENTA | COD ENTIDAD | NOMBRE ENTIDAD | SALDO CTE | SALDO NO CTE |
|-----------|---------------------------------|-------------|----------------------------------|-----------|--------------|
| 5.1.04.03 | APORTES ESAP | 22000000 | ESAP | 0 | 64.856 |
| 5.1.04.04 | APORTES A ESCUELAS INDUSTRIALES | 11300000 | MINISTERIO DE EDUCACION NACIONAL | 0 | 129.637 |
| 5.5.01.04 | APORTES SOBRE LA NOMINA | 11300000 | MINISTERIO DE EDUCACION NACIONAL | 0 | 3.325.229 |
| 5.8.05.90 | OTROS GASTOS FINANCIEROS | 63100000 | TRANSELCA S.A. | 0 | 1.798 |

ELSA MARGARITA NOGUERA DE LA ESPRIELLA
ALCALDESA DISTRITAL DE BARRANQUILLA

PAUL LABOUTURE DAZA
SECRETARIO HACIENDA

EDGARDO GOMEZ BARRIOS
JEFE OFICINA DE CONTADURIA
TP. No 104130-T

29



ANEXO I
ALCALDIA DISTRICTAL DE BARRANQUILLA
INFORME FINANCIERO
CONSOLIDADO
CORTE A 31 DE MARZO DE 2014

(Cifras en miles de pesos)

| Código | ACTIVO | Cifras \$ | Código | PASIVO | Cifras \$ |
|--------|-----------------------------------|-------------------------|--------|----------------------------------|-------------------------|
| | CORRIENTE | 1,270,652,364.00 | | CORRIENTE | 202,656,612.00 |
| 11 | Efectivo | 10,464,365.00 | 22 | Deuda pública | 26,275,478.00 |
| 12 | Inversiones | 222,791.00 | 23 | Obligaciones financieras | 11,250,000.00 |
| 13 | Rentas por cobrar | 516,087,031.00 | 24 | Cuentas por pagar | 64,571,204.00 |
| 14 | Deudores | 743,878,140.00 | 25 | Obligaciones laborales | 29,956,626.00 |
| 15 | Inventarios | 37.00 | 27 | Pasivos estimados | 6,653,062.00 |
| 19 | Otros Activos | - | 29 | Otros pasivos | 63,950,242.00 |
| | NO CORRIENTE | 2,594,581,220.00 | | NO CORRIENTE | 1,181,638,644.00 |
| 12 | Inversiones | 49,955,297.00 | 22 | Deuda pública | 294,389,146.00 |
| 13 | Rentas por cobrar | - | 23 | Obligaciones financieras | 90,292,725.00 |
| 14 | Deudores | - | 24 | Cuentas por pagar | 7,413,740.00 |
| 16 | Propiedad, planta y equipo | 762,311,567.00 | 26 | Otros Bonos y Títulos Emitidos | 50,510.00 |
| 17 | Bienes de beneficio y uso público | 697,238,911.00 | 27 | Pasivos estimados | 789,492,523.00 |
| 19 | Otros Activos | 1,085,075,445.00 | 29 | Otros pasivos | - |
| | TOTAL ACTIVO | 3,865,233,584.00 | 3 | PATRIMONIO | 2,480,938,328.00 |
| | | | 31 | Hacienda Pública | 2,480,938,328.00 |
| | | | | TOTAL PASIVO Y PATRIMONIO | 3,865,233,584.00 |

ELSA MARGARITA NOGUERA DE LA ESPRIELLA
ALCALDESA DISTRICTAL DE BARRANQUILLA

FRANCO LACOUTURE PAZA
SECRETARIO HACIENDA

EDGARDO GOMEZ BARROS
JEFE OFICINA CONTADURIA
TP. 104130-T



ANEXO 2
 ALCALDIA DISTRITAL DE BARRANQUILLA
 INFORME FINANCIERO
 INFORME CONSOLIDADO
 CORTE A 31 DE MARZO DE 2014

(Cifras en miles de pesos)

| Código | ACTIVO | Cifras \$ | Código | PASIVO | Cifras \$ |
|--------|--|-------------------------|--------|--|-----------------------|
| | CORRIENTE | 1,270,652,364.00 | | CORRIENTE | 202,656,612.00 |
| 11 | Electivo | 10,464,365.00 | 22 | Deuda pública | 26,275,478.00 |
| 1105 | Caja | 924,840.00 | 2208 | Deuda Pública interna de Largo Plazo | 26,275,478.00 |
| 1110 | Bancos y Corporaciones | 9,539,525.00 | | | |
| 12 | Inversiones | 222,791.00 | 23 | Operaciones de Financiamiento | 11,250,000.00 |
| 1201 | Inversiones Administración de Liquidez Títulos de Deuda | 222,791.00 | 2307 | Operaciones de Financiamiento | 11,250,000.00 |
| 1207 | Inversiones con fines de Política | - | | | |
| 1208 | Inversiones en Entidades Controladas | - | | | |
| 1280 | Provisión para protección de inversiones | - | 24 | Cuentas por pagar | 64,571,204.00 |
| 13 | Renta por cobrar | 516,087,031.00 | 2401 | Adquisición de bienes y servicios | 5,626,477.00 |
| 1305 | Vigencia actual | 153,962,645.00 | 2403 | Transferencias | 1,401,303.00 |
| 1310 | Vigencia anterior | 362,124,386.00 | 2422 | Intereses por Pagar | 7,413,740.00 |
| 14 | Deudores | 743,878,140.00 | 2425 | Acreedores | 28,774,415.00 |
| 1401 | Ingresos No Tributarios | 330,893,124.00 | 2430 | Subsidios asignados | 5,869,388.00 |
| 1407 | Prestación de Servicios | 5,010,231.00 | 2436 | Retención en la fuente e impuesto de timbre | 1,186,745.00 |
| 1413 | Transferencias por cobrar | 59,510,886.00 | 2440 | Impuestos Contribuciones y tasas | 23,023.00 |
| 1420 | Avances y anticipos entregados | 50,638,592.00 | 2450 | Avances y anticipos recibidos | - |
| 1424 | Recursos entregados en Admon | 272,861,428.00 | 2453 | Recursos Entregados en Admon | 3,193,679.00 |
| 1425 | Depósitos entregados | 3,069,247.00 | 2455 | Depósitos recibidos de terceros | - |
| | | | 2460 | Créditos judiciales | 4,468,899.00 |

apm



ANEXO 2
ALCALDIA DISTRITAL DE BARRANQUILLA
INFORME FINANCIERO
INFORME CONSOLIDADO
CORTE A 31 DE MARZO DE 2014

(Cifras en miles de pesos)

| Código | ACTIVO | Cifras \$ | Código | PASIVO | Cifras \$ |
|--------|---|-------------------------|--------|---|-------------------------|
| 1470 | Otros deudores | 21.853.693.00 | 2480 | Administración y Prestación de Servicio | 6.613.535.00 |
| 1475 | Deudas de Difícil Recaudo | 40.939.00 | 25 | Obligaciones laborales | 29.956.626.00 |
| 1480 | Provisión para deudores | - | 2505 | Salarios y prestaciones sociales | 24.993.462.00 |
| 15 | Inventarios | 37.00 | 2510 | Pensiones por pagar | 4.963.164.00 |
| 1518 | Materiales para la prestación de servicios | 37.00 | 27 | Pasivos estimados | 6.653.062.00 |
| 19 | Otros Activos | - | 2715 | Provisión para Prestaciones Sociales | 6.653.062.00 |
| 1901 | Reserva Financiera Actuarial | - | 29 | Otros pasivos | 63.950.242.00 |
| 1905 | Gastos pagados por anticipado | - | 2905 | Recaudo a favor de Terceros | 18.996.527.00 |
| | | | 2910 | Contribuciones | 43.713.388.00 |
| | | | 2917 | Anticipo de Impuestos | 1.240.327.00 |
| | NO CORRIENTE | 2,594,581,220.00 | | | |
| 12 | Inversiones | 49.955.297.00 | | NO CORRIENTE | 1,181,638,644.00 |
| 1207 | Inversiones Patrimoniales Metodo del Costo | 14.167.274.00 | | | |
| 1208 | Inversiones Patrimoniales Metodo de Participación | 41.395.213.00 | 22 | Deuda pública | 294.389.146.00 |
| 1280 | Provisión para protección de inversiones | -5.607.190.00 | 2208 | Deuda Pública interna de Largo Plazo | 294.389.146.00 |
| 16 | Propiedad, planta y equipo | 762.311.567.00 | 23 | Operaciones de Financiamiento | 90.292.725.00 |
| 1605 | Terrenos | 257.863.191.00 | | | |
| 1610 | Semovientes | 48.579.00 | | | |

apenas



ANEXO 2
 ALCALDIA DISTRICTAL DE BARRANQUILLA
 INFORME FINANCIERO
 INFORME CONSOLIDADO
 CORTE A 31 DE MARZO DE 2014

(Cifras en miles de pesos)

| Código | ACTIVO | Cifras \$ | Código | PASIVO | Cifras \$ |
|--------|---|--------------------------------|--------|---------------------------------|--------------------------------|
| 1615 | Construcciones en Curso | 48,641,937.00 | 2307 | Operaciones de Financiamiento | 90,292,725.00 |
| 1625 | Propiedad, planta y equipo en tramite | - | | | |
| 1635 | Bienes muebles en bodega | 359,763.00 | 24 | Cuentas por pagar | <u>7,413,740.00</u> |
| 1640 | Edificaciones | 423,984,688.00 | | | |
| 1650 | Redes, líneas y cables | 4,477,812.00 | 2422 | Intereses por Pagar | 7,413,740.00 |
| 1655 | Maquinaria y equipo | 9,054,900.00 | | | |
| 1660 | Equipo médico científico | 1,809,642.00 | 26 | Otros Bonos y Títulos Emitidos | <u>50,510.00</u> |
| 1665 | Muebles, enseres y equipos de oficina | 24,257,848.00 | | | |
| 1670 | Equipos de comunicación y computación | 20,621,303.00 | 2625 | Bonos Pensionales | 50,510.00 |
| 1675 | Equipo de transporte, tracción y elevación | 22,814,153.00 | | | |
| 1680 | Equipo de comedor y cocina | 101,160.00 | 27 | Pasivos estimados | <u>789,492,523.00</u> |
| 1685 | Depreciación acumulada | -51,065,755.00 | 2710 | Provisiones para contingencias | 15,053,952.00 |
| 1695 | Provisiones | -657,654.00 | 2720 | Provision para Pensiones | 773,984,771.00 |
| | | | 2721 | Provision para Bonos Pensionale | - |
| 17 | Bienes de beneficio y uso público | <u>697,238,911.00</u> | 2790 | Provisiones diversas | 453,800.00 |
| 1705 | Otros Bienes de Uso Publico en Construccion | 22,000,252.00 | | | |
| 1710 | Bienes de uso público | 808,730,086.00 | | | |
| 1715 | Bienes históricos y culturales | 1,109.00 | | | |
| 1785 | Amortización acumulada bienes uso público | -133,492,536.00 | | | |
| 19 | Otros activos | <u>1,085,075,445.00</u> | 31 | Haclenda Pública | <u>2,480,938,328.00</u> |
| 1901 | Reserva Financiera Actuarial | 222,090,701.00 | | | |
| 1905 | Gastos pagados por anticipado | 321.00 | | | |

PATRIMONIO

aguirre



ANEXO 2
ALCALDIA DISTRITAL DE BARRANQUILLA
INFORME FINANCIERO
INFORME CONSOLIDADO
CORTE A 31 DE MARZO DE 2014

(Cifras en miles de pesos)

| Código | ACTIVO | Cifras \$ | Código | PASIVO | Cifras \$ |
|--------|--|-------------------------|--------|---------------------------------------|-------------------------|
| 1910 | Cargos Diferidos | 103,711.00 | 3105 | Capital fiscal | 2,185,595,310.00 |
| 1915 | Obras y Mejoras en Propiedad Ajena | 181,702.00 | 3110 | Resultados del ejercicio | 265,635,724.00 |
| 1920 | Bienes entregados a terceros | 831,593,341.00 | 3115 | Superávit por valorización | 31,279,969.00 |
| 1925 | Amortización de bienes entregados a terceros | -4,409,884.00 | 3117 | Superávit por metodo de participación | 2,207,586.00 |
| 1960 | Bienes de Arte y Cultura | 889,957.00 | 3120 | Superávit por Donación | 5,152,701.00 |
| 1970 | Intangibles | 4,663,982.00 | 3125 | Patrimonio Publico Incorporado | 39,903.00 |
| 1975 | Amortización acumulada intangibles | -1,318,355.00 | 3128 | Provision, Amortización, Depreciacion | -8,972,865.00 |
| 1999 | Valorizaciones | 31,279,969.00 | | | |
| | TOTAL ACTIVO | 3,865,233,584.00 | | TOTAL PASIVO Y PATRIMONIO | 3,865,233,584.00 |

ELSA MARGARITA NOGUERA DE LA ESPRIELLA
ALCALDESA DISTRITAL DE BARRANQUILLA

RAUL LACOUTURE DAZA
SECRETARIO HACIENDA

EDGARDO GOMEZ BARROS
JEFE OFICINA DE CONTADURIA
 TP. No 104130-T



ANEXO 3
ALCALDIA DISTRITAL DE BARRANQUILLA
ESTADO DE ACTIVIDAD FINANCIERA, ECONOMICA Y SOCIAL
INFORME CONSOLIDADO
CORTE A 31 DE MARZO DE 2014

| Código | (Cifras en miles de pesos) Cuentas | Cifras \$ |
|--------|--|-----------------------|
| | INGRESOS OPERACIONALES | 556,909,240.00 |
| 41 | Ingresos Fiscales | 340,883,728.00 |
| 43 | Venta de servicios | 3,996,751.00 |
| 44 | Transferencias | 212,028,761.00 |
| | GASTOS OPERACIONALES | 357,252,584.00 |
| 51 | De administración | 103,906,079.00 |
| 52 | De Operación | - |
| 53 | Provisiones Depreciaciones | 9,494,455.00 |
| 54 | Transferencias | 32,593,642.00 |
| 55 | Gasto social | 211,258,408.00 |
| 57 | Operaciones Interinstitucionales | - |
| | COSTOS DE VENTAS Y OPERACIÓN | 2,280,102.00 |
| 63 | Costo de Ventas de Servicios | 2,280,102.00 |
| | EXCEDENTE (DÉFICT) OPERACIONAL | 197,376,554.00 |
| | OTROS INGRESOS | 71,897,635.00 |
| 48 | Otros ingresos | 71,897,635.00 |
| | OTROS GASTOS | 3,638,465.00 |
| 58 | Otros gastos | 3,638,465.00 |
| | EXCEDENTE (DEFICIT) DEL EJERCICIO | 265,635,724.00 |

elbo

hiz

ELSA MARGARITA NOGUERA DE LA ESPRIELLA
ALCALDESA DISTRITAL DE BARRANQUILLA

EDGARDO GOMEZ BARROS
JEFE OFICINA DE CONTADURIA DISTRITAL
TR. No 104130-T

RAUL LACOUTURE DAZA
SECRETARIO HACIENDA
apto

ANEXO 4
ALCALDIA DISTRITAL DE BARRANQUILLA
ESTADO DE ACTIVIDAD FINANCIERA, ECONOMICA Y SOCIAL
INFORME CONSOLIDADO
CORTE A 31 DE MARZO DE 2014
(Cifras en miles de pesos)


| Código | Cuentas | Cifras |
|-----------|---|-----------------------|
| | INGRESOS OPERACIONALES | 556,909,240.00 |
| 41 | Ingresos Fiscales | 340,883,728.00 |
| 4105 | Tributarios | 303,764,467.00 |
| 4110 | No tributarios | 43,011,163.00 |
| 4195 | Devoluciones y Descuentos | -5,891,902.00 |
| 43 | Venta de Servicios | 3,996,751.00 |
| 4305 | Servicios Educativos | 357,410.00 |
| 4312 | Laboratorio clínico | 3,617,246.00 |
| 4390 | Otros Servicios | 22,095.00 |
| 4395 | Devoluciones Descuentos y Rebajas | - |
| 44 | Transferencias | 212,028,761.00 |
| 4408 | Sistema General de Participaciones | 128,982,991.00 |
| 4413 | Sistema General de Regalías | 351,577.00 |
| 4421 | Del Sistema General de Solidaridad | 67,713,150.00 |
| 4428 | Otras Transferencias | 14,981,043.00 |
| | GASTOS OPERACIONALES | 357,252,584.00 |
| 51 | De administración | 103,906,079.00 |
| 5101 | Sueldos y Salarios | 17,921,918.00 |
| 5102 | Contribuciones imputadas | 58,235,688.00 |
| 5103 | Contribuciones efectivas | 3,392,319.00 |
| 5104 | Aportes sobre la nómina | 648,285.00 |
| 5111 | Generales | 23,707,869.00 |
| 5120 | Impuestos, Contribuciones y Tasas | - |
| 53 | Provisiones Agotamiento Depreciacion | 9,494,455.00 |

ANEXO 4
ALCALDIA DISTRITAL DE BARRANQUILLA
ESTADO DE ACTIVIDAD FINANCIERA, ECONOMICA Y SOCIAL
INFORME CONSOLIDADO
CORTE A 31 DE MARZO DE 2014
(Cifras en miles de pesos)


| Código | Cuentas | Cifras |
|-----------|---|-----------------------|
| 5302 | Provision para Protección de Inversiones | 4,259,436.00 |
| 5304 | Provision Agotamiento y Servicios | - |
| 5314 | Provision para Litigios Demandas Sentencias | 5,235,019.00 |
| 54 | Transferencias | 32,593,642.00 |
| 5423 | Otras Transferencias | 32,593,642.00 |
| 55 | Gasto social | 211,258,408.00 |
| 5501 | Educación | 97,923,405.00 |
| 5502 | Salud | 73,440,669.00 |
| 5503 | Agua potable y Saneamiento Basico | 10,937,070.00 |
| 5504 | Vivienda | - |
| 5505 | Recreación y Deportes | 2,009,558.00 |
| 5506 | Cultura | 4,373,339.00 |
| 5507 | Desarrollo comunitario y Desarrollo social | 19,469,568.00 |
| 5508 | Medio Ambiente | - |
| 5550 | Subsidios asignados | 3,104,799.00 |
| 57 | Operaciones Interinstitucionales | - |
| 5705 | Fondos Entregados | - |
| | COSTOS DE VENTAS Y OPERACIÓN | 2,280,102.00 |
| 63 | Costo de Ventas de Servicios | 2,280,102.00 |
| 6305 | Servicios Educativos | 2,280,102.00 |
| | EXCEDENTE (DÉFICIT) OPERACIONAL | 197,376,554.00 |
| 48 | OTROS INGRESOS | 71,897,635.00 |
| 4805 | Financieros | 5,762,955.00 |
| 4808 | Otros Ingresos Ordinarios | 771,813.00 |

ANEXO 4
ALCALDIA DISTRITAL DE BARRANQUILLA
ESTADO DE ACTIVIDAD FINANCIERA, ECONOMICA Y SOCIAL
INFORME CONSOLIDADO
CORTE A 31 DE MARZO DE 2014
 (Cifras en miles de pesos)

| Código | Cuentas | Cifras |
|-----------|---------------------------------|-----------------------|
| 4810 | Extraordinarios | 1,119,885.00 |
| 4815 | Ajuste de ejercicios anteriores | 64,242,982.00 |
| 58 | OTROS GASTOS | 3,638,465.00 |
| 5801 | Intereses | 5,935,423.00 |
| 5802 | Comisiones | 624,285.00 |
| 5805 | Otros gastos Financieros | 89,897.00 |
| 5808 | Otros gastos Ordinarios | - |
| 5810 | Extraordinarios | - |
| 5815 | Ajuste de ejercicios anteriores | -3,011,140.00 |
| | EXCEDENTE (DÉFICIT) | 265,635,724.00 |

act to

ELSA MARGARITA NOGUERA DE LA ESPRIELLA
ALCALDESA DISTRITAL DE BARRANQUILLA


RAUL LACOUTURE DAZA
SECRETARIO HACIENDA


EDGARDO GOMEZ BARROS
JEFE OFICINA DE CONTADURIA DISTRITAL
 TP/No 104130-T



ALCALDIA DISTRICTAL DE BARRANQUILLA
 OFICINA DE CONTADURIA
 INFORME FINANCIERO ECONOMICO Y SOCIAL
 INFORME CONSOLIDADO -CGN-
 CORTE A 31 DE MARZO DE 2014

| CODIGO | CUENTA | SALDO INICIAL | MOV DEBITO | MOV CREDITO | SALDO FINAL | SALDO CTE | SALDO NO CTE |
|-----------|--|------------------|------------------|------------------|------------------|------------------|------------------|
| 1 | ACTIVO | 3,595,078,586.00 | 1,324,333,218.00 | 1,054,178,220.00 | 3,865,233,584.00 | 1,270,652,364.00 | 2,594,581,220.00 |
| 1.1 | EFFECTIVO | 1,970,696.00 | 107,391,985.00 | 98,898,316.00 | 10,464,365.00 | 10,464,365.00 | 0.00 |
| 1.1.05 | CAJA | 641.00 | 14,981,560.00 | 14,057,361.00 | 924,840.00 | 924,840.00 | 0.00 |
| 1.1.05.02 | CAJAS MENORES | 641.00 | 14,981,560.00 | 14,057,361.00 | 924,840.00 | 924,840.00 | 0.00 |
| 1.1.10 | BANCOS Y CORPORACIONES | 1,970,055.00 | 92,410,425.00 | 84,840,955.00 | 9,539,525.00 | 9,539,525.00 | 0.00 |
| 1.1.10.05 | CUENTA CORRIENTE BANCARIA | 952,256.00 | 82,561,482.00 | 76,840,126.00 | 6,673,612.00 | 6,673,612.00 | 0.00 |
| 1.1.10.06 | CUENTAS DE AHORRO | 1,017,799.00 | 4,288,573.00 | 2,440,459.00 | 2,865,913.00 | 2,865,913.00 | 0.00 |
| 1.1.10.13 | DEPOSITOS PARA FONDOS DE SOLIDARIDAD Y REDIS | 0.00 | 5,560,370.00 | 5,560,370.00 | 0.00 | 0.00 | 0.00 |
| 1.2 | INVERSIONES | 39,145,463.00 | 15,292,215.00 | 4,259,590.00 | 50,178,088.00 | 222,791.00 | 49,955,297.00 |
| 1.2.01 | INVERSIONES ADMINISTRACIÓN DE LIQUIDEZ EN TÉ | 220,630.00 | 2,315.00 | 154.00 | 222,791.00 | 222,791.00 | 0.00 |
| 1.2.01.06 | CERTIFICADOS DE DEPÓSITO A TÉRMINO | 220,630.00 | 2,315.00 | 154.00 | 222,791.00 | 222,791.00 | 0.00 |
| 1.2.07 | INVERSIONES PATRIMONIALES METODO DE | 14,167,274.00 | 0.00 | 0.00 | 14,167,274.00 | 0.00 | 14,167,274.00 |
| 1.2.07.55 | SOCIEDADES DE ECO MIXTA | 14,167,274.00 | 0.00 | 0.00 | 14,167,274.00 | 0.00 | 14,167,274.00 |
| 1.2.08 | INVERSIONES PATRIMONIALES METODO DE | 26,793,310.00 | 14,601,993.00 | 0.00 | 41,395,213.00 | 0.00 | 41,395,213.00 |
| 1.2.08.31 | EMP IND Y CIALES DEL ESTADO | 11,980,000.00 | 0.00 | 0.00 | 11,980,000.00 | 0.00 | 11,980,000.00 |
| 1.2.08.32 | SOCIEDADES DE ECO MIXTA | 14,813,310.00 | 14,601,993.00 | 0.00 | 29,415,213.00 | 0.00 | 29,415,213.00 |
| 1.2.80 | PROVISION PARA PROTECCION | -2,035,751.00 | 687,997.00 | 4,259,436.00 | -5,607,190.00 | 0.00 | -5,607,190.00 |
| 1.2.80.34 | INV PATRIMONIALES ENT NO CONTROLADAS | -77,901.00 | 3,177.00 | 9,136.00 | -83,860.00 | 0.00 | -83,860.00 |
| 1.2.80.35 | INV PATRIMONIALES ENT CONTROLADAS | -1,957,850.00 | 684,820.00 | 4,250,300.00 | -5,523,330.00 | 0.00 | -5,523,330.00 |
| 1.3 | RENTAS POR COBRAR | 372,758,311.00 | 445,573,863.00 | 302,245,143.00 | 516,087,031.00 | 516,087,031.00 | 0.00 |
| 1.3.05 | VIGENCIA ACTUAL | 81,074,936.00 | 303,764,467.00 | 230,876,758.00 | 153,962,645.00 | 153,962,645.00 | 0.00 |
| 1.3.05.07 | PREDIAL UNIFICADO | 78,238,953.00 | 240,583,407.00 | 177,547,523.00 | 141,274,837.00 | 141,274,837.00 | 0.00 |
| 1.3.05.08 | IMPUESTO DE INDUSTRIA Y COMERCIO | 2,490,848.00 | 35,210,437.00 | 37,126,221.00 | 575,064.00 | 575,064.00 | 0.00 |
| 1.3.05.15 | IMPUESTO ESPECTACULOS PUBLICOS | 0.00 | 43,885.00 | 43,885.00 | 0.00 | 0.00 | 0.00 |
| 1.3.05.19 | IMPUESTO DE LINEACION URBANA | 0.00 | 3,122,178.00 | 3,122,178.00 | 0.00 | 0.00 | 0.00 |
| 1.3.05.21 | IMPUESTO DE AVISOS Y TABLEROS | 270,421.00 | 3,629,703.00 | 3,839,963.00 | 60,161.00 | 60,161.00 | 0.00 |
| 1.3.05.33 | IMPUESTO SOBRE VEHICULOS | 0.00 | 1,726,827.00 | 1,726,827.00 | 0.00 | 0.00 | 0.00 |
| 1.3.05.35 | SOBRETASA A LA GASOLINA | 0.00 | 8,348,632.00 | 5,205,511.00 | 3,143,121.00 | 3,143,121.00 | 0.00 |
| 1.3.05.42 | OCUPACION DE VIAS | 0.00 | 338,009.00 | 338,009.00 | 0.00 | 0.00 | 0.00 |
| 1.3.05.45 | IMPUESTO ALUMBRADO PUBLICO | 0.00 | 9,643,426.00 | 803,158.00 | 8,840,268.00 | 8,840,268.00 | 0.00 |
| 1.3.05.58 | IMPUESTO A PUBLICIDAD EXTERIOR VISUAL | 0.00 | 165,784.00 | 113,838.00 | 51,946.00 | 51,946.00 | 0.00 |
| 1.3.05.62 | IMPUESTO SOBRETASA BOMBERIL | 74,714.00 | 930,993.00 | 988,459.00 | 17,248.00 | 17,248.00 | 0.00 |
| 1.3.05.90 | OTROS IMPUESTOS DISTRICTAL | 0.00 | 21,186.00 | 21,186.00 | 0.00 | 0.00 | 0.00 |
| 1.3.10 | VIGENCIA ANTERIOR | 291,683,375.00 | 141,809,396.00 | 71,368,385.00 | 362,124,386.00 | 362,124,386.00 | 0.00 |

agustin



ALCALDIA DE BARRANQUILLA
Distrito Especial de Industria y Turismo

ALCALDIA DISTRITAL DE BARRANQUILLA
OFICINA DE CONTADURIA
INFORME FINANCIERO ECONOMICO Y SOCIAL
INFORME CONSOLIDADO -CGN-
CDRTE A 31 DE MARZO DE 2014

| CODIGO | CUENTA | SALDO INICIAL | MOV DEBITO | MOV CREDITO | SALDO FINAL | SALDO CTE | SALDO NOCTE |
|-----------|--|----------------|----------------|----------------|----------------|----------------|-------------|
| 1.3.10.07 | PREDIAL UNIFICADO | 203,489,862.00 | 78,238,955.00 | 30,260,147.00 | 251,468,670.00 | 251,468,670.00 | 0.00 |
| 1.3.10.08 | INDUSTRIA Y COMERCIO | 77,682,959.00 | 49,357,269.00 | 35,543,562.00 | 91,496,666.00 | 91,496,666.00 | 0.00 |
| 1.3.10.20 | IMPUESTO AVISOS Y TABLEROS | 7,688,404.00 | 11,274,842.00 | 4,146,708.00 | 14,816,538.00 | 14,816,538.00 | 0.00 |
| 1.3.10.59 | SOBRETASA BOMBERIL | 2,822,150.00 | 2,938,330.00 | 1,417,968.00 | 4,342,512.00 | 4,342,512.00 | 0.00 |
| 1.4 | DEUDORES | 673,736,791.00 | 690,143,590.00 | 620,002,241.00 | 743,878,140.00 | 743,878,140.00 | 0.00 |
| 1.4.01 | INGRESOS NO TRIBUTARIOS | 342,804,513.00 | 44,627,499.00 | 56,538,888.00 | 330,893,124.00 | 330,893,124.00 | 0.00 |
| 1.4.01.01 | TASAS | 0.00 | 3,393,275.00 | 3,393,275.00 | 0.00 | 0.00 | 0.00 |
| 1.4.01.02 | MULTAS | 0.00 | 6,346,210.00 | 5,911,062.00 | 435,148.00 | 435,148.00 | 0.00 |
| 1.4.01.03 | INTERESES | 67,645,245.00 | 1,785,444.00 | 4,433,404.00 | 64,997,285.00 | 64,997,285.00 | 0.00 |
| 1.4.01.04 | SANCCIONES | 46,621,312.00 | 2,367,740.00 | 2,742,162.00 | 46,246,890.00 | 46,246,890.00 | 0.00 |
| 1.4.01.22 | ESTAMPILLAS | 745,363.00 | 27,304,440.00 | 25,271,337.00 | 2,778,466.00 | 2,778,466.00 | 0.00 |
| 1.4.01.27 | PUBLICACIONES | 0.00 | 0.00 | 0.00 | 0.00 | 0.00 | 0.00 |
| 1.4.01.29 | DERECHOS DE TRANSITO | 0.00 | 0.00 | 0.00 | 0.00 | 0.00 | 0.00 |
| 1.4.01.58 | DERECHOS DE EXPLOTACION | 0.00 | 476,598.00 | 225,437.00 | 251,161.00 | 251,161.00 | 0.00 |
| 1.4.01.60 | CONTRIBUCIONES | 227,461,019.00 | 2,533,614.00 | 14,142,033.00 | 215,852,600.00 | 215,852,600.00 | 0.00 |
| 1.4.01.61 | CUOTA DE FISCALIZACION Y AUDITALE | 331,574.00 | 0.00 | 0.00 | 331,574.00 | 331,574.00 | 0.00 |
| 1.4.01.90 | OTROS DEUDORES ING NO TRIBUTARIOS | 0.00 | 420,178.00 | 420,178.00 | 0.00 | 0.00 | 0.00 |
| 1.4.07 | PRESTACION DE SERVICIOS | 5,010,231.00 | 3,617,246.00 | 3,617,246.00 | 5,010,231.00 | 5,010,231.00 | 0.00 |
| 1.4.07.01 | SERVICIOS EDUCATIVOS | 10,231.00 | 0.00 | 0.00 | 10,231.00 | 10,231.00 | 0.00 |
| 1.4.07.08 | SERVICIOS DE DOCUMENTACION E IDENTIFICACION | 0.00 | 3,617,246.00 | 3,617,246.00 | 0.00 | 0.00 | 0.00 |
| 1.4.07.90 | OTROS SERVICIOS | 5,000,000.00 | 0.00 | 0.00 | 5,000,000.00 | 5,000,000.00 | 0.00 |
| 1.4.13 | TRANSFERENCIAS POR COBRAR | 38,670,205.00 | 202,492,099.00 | 181,651,418.00 | 59,510,886.00 | 59,510,886.00 | 0.00 |
| 1.4.13.11 | SISTEMA GENERAL DE PARTICIPACION | 0.00 | 67,713,150.00 | 36,441,790.00 | 31,271,360.00 | 31,271,360.00 | 0.00 |
| 1.4.13.13 | SISTEMA GENERAL DE REGALIAS | 0.00 | 351,577.00 | 351,577.00 | 0.00 | 0.00 | 0.00 |
| 1.4.13.14 | OTRAS TRANSFERENCIAS | 17,198,541.00 | 5,444,382.00 | 17,456,142.00 | 5,186,781.00 | 5,186,781.00 | 0.00 |
| 1.4.13.15 | SIST GRAL PARTICIPACION-PARA SALUD | 0.00 | 35,827,734.00 | 34,825,285.00 | 1,002,449.00 | 1,002,449.00 | 0.00 |
| 1.4.13.16 | SIST GRAL PARTICIPACION EDUCACION | 0.00 | 79,726,898.00 | 79,726,898.00 | 0.00 | 0.00 | 0.00 |
| 1.4.13.17 | SIST GRAL PARTICIPACION PROPOSITO GENERAL | 2,083,134.00 | 7,064,921.00 | 6,793,080.00 | 2,354,975.00 | 2,354,975.00 | 0.00 |
| 1.4.13.18 | SIST GRAL PARTICIPACION PARTICIPACION PARA PEN | 17,574,173.00 | 0.00 | 0.00 | 17,574,173.00 | 17,574,173.00 | 0.00 |
| 1.4.13.19 | SIST GRAL PARTICIPACION ALIMENTACION ESCOLAR | 142,417.00 | 489,991.00 | 469,078.00 | 163,330.00 | 163,330.00 | 0.00 |
| 1.4.13.20 | SIST GRAL PARTICIPACION RIO GRANDE DE LA MAGD | 8,393.00 | 28,209.00 | 27,198.00 | 9,404.00 | 9,404.00 | 0.00 |
| 1.4.13.22 | SIST GRAL PARTICIPACION AGUA POTABLE Y SANEAM | 1,663,547.00 | 5,845,237.00 | 5,560,370.00 | 1,948,414.00 | 1,948,414.00 | 0.00 |
| 1.4.20 | AVANCES Y ANTICIPOS ENTREGADOS | 50,643,721.00 | 0.00 | 5,129.00 | 50,638,592.00 | 50,638,592.00 | 0.00 |
| 1.4.20.03 | ANTICIPO SOBRE CONVENIOS Y ACUERDOS | 1,967,710.00 | 0.00 | 0.00 | 1,967,710.00 | 1,967,710.00 | 0.00 |
| 1.4.20.12 | ANTICIPO PARA ADQUISICION DE BIENES Y SERVICIO | 9,307,269.00 | 0.00 | 0.00 | 9,307,269.00 | 9,307,269.00 | 0.00 |

apenas



ALCALDIA DISTRICTAL DE BARRANQUILLA
 OFICINA DE CONTADURIA
 INFORME FINANCIERO ECONOMICO Y SOCIAL
 INFORME CONSOLIDADO -CGN-
 CORTE A 31 DE MARZO DE 2014

| CODIGO | CUENTA | SALDO INICIAL | MOV DEBITO | MOV CREDITO | SALDO FINAL | SALDO CTE | SALDO NO CTE |
|-----------|--|----------------|----------------|----------------|----------------|----------------|--------------|
| 1.4.20.13 | ANTICIPOS PARA PROYECTOS DE INVERSI | 39,363,542.00 | 0.00 | 0.00 | 39,363,542.00 | 39,363,542.00 | 0.00 |
| 1.4.20.90 | OTROS AVANCES Y ANTICIPOS | 5,200.00 | 0.00 | 5,129.00 | 71.00 | 71.00 | 0.00 |
| 1.4.24 | RECURSOS ENTREGADOS ADMON | 208,998,564.00 | 436,858,684.00 | 372,995,820.00 | 272,861,428.00 | 272,861,428.00 | 0.00 |
| 1.4.24.04 | RECURSOS ENTREGADOS ADMON | 208,998,564.00 | 436,858,684.00 | 372,995,820.00 | 272,861,428.00 | 272,861,428.00 | 0.00 |
| 1.4.25 | DEPOSITOS ENTREGADOS | 3,069,247.00 | 0.00 | 0.00 | 3,069,247.00 | 3,069,247.00 | 0.00 |
| 1.4.25.03 | JUDICIALES | 3,069,247.00 | 0.00 | 0.00 | 3,069,247.00 | 3,069,247.00 | 0.00 |
| 1.4.70 | OTROS DEUDORES | 24,499,371.00 | 2,548,062.00 | 5,193,740.00 | 21,853,693.00 | 21,853,693.00 | 0.00 |
| 1.4.70.06 | ARRENDAMIENTOS | 700.00 | 684,239.00 | 636,337.00 | 48,602.00 | 48,602.00 | 0.00 |
| 1.4.70.08 | CUOTAS PARTES PENSIONALES | 5,378,607.00 | 136,749.00 | 136,749.00 | 5,378,607.00 | 5,378,607.00 | 0.00 |
| 1.4.70.13 | EMBARGOS JUDICIALES | 11,646,417.00 | 0.00 | 2,692,737.00 | 8,953,680.00 | 8,953,680.00 | 0.00 |
| 1.4.70.43 | DIVIDENDOS Y PARTICIPACIONES POR COBRAR | 281,363.00 | 0.00 | 0.00 | 281,363.00 | 281,363.00 | 0.00 |
| 1.4.70.62 | CARTERA IMPRODUCTIVA ADQUIRIDA | 7,044,033.00 | 0.00 | 0.00 | 7,044,033.00 | 7,044,033.00 | 0.00 |
| 1.4.70.65 | DERECHOS COBRADOS POR TERCEROS | 1,061.00 | 1,726,827.00 | 1,727,888.00 | 0.00 | 0.00 | 0.00 |
| 1.4.70.84 | RESPONSABILIDAD FISCAL | 39,615.00 | 0.00 | 0.00 | 39,615.00 | 39,615.00 | 0.00 |
| 1.4.70.90 | OTROS DEUDORES | 107,575.00 | 247.00 | 29.00 | 107,793.00 | 107,793.00 | 0.00 |
| 1.4.75 | DEUDAS DE DIFICIL RECAUDO | 40,939.00 | 0.00 | 0.00 | 40,939.00 | 40,939.00 | 0.00 |
| 1.4.75.90 | OTROS DEUDAS DIFICIL RECAUDO | 40,939.00 | 0.00 | 0.00 | 40,939.00 | 40,939.00 | 0.00 |
| 1.4.80 | PROVISION PARA DEUDORES (CR) | 0.00 | 0.00 | 0.00 | 0.00 | 0.00 | 0.00 |
| 1.4.80.12 | PROVISION PRESTACION DE SERVICIOS | 0.00 | 0.00 | 0.00 | 0.00 | 0.00 | 0.00 |
| 1.4.80.90 | OTROS DEUDORES | 0.00 | 0.00 | 0.00 | 0.00 | 0.00 | 0.00 |
| 1.5 | INVENTARIOS | 37.00 | 0.00 | 0.00 | 37.00 | 37.00 | 0.00 |
| 1.5.18 | MATERIALES PARA LA PRESTACION DE SERVICIOS | 37.00 | 0.00 | 0.00 | 37.00 | 37.00 | 0.00 |
| 1.5.18.01 | MEDICAMENTOS | 0.00 | 0.00 | 0.00 | 0.00 | 0.00 | 0.00 |
| 1.5.18.03 | MATERIALES REACTIVOS Y DE LABORATORIO | 37.00 | 0.00 | 0.00 | 37.00 | 37.00 | 0.00 |
| 1.5.18.90 | OTROS MATERIALES | 0.00 | 0.00 | 0.00 | 0.00 | 0.00 | 0.00 |
| 1.6 | PROPIEDADES, PLANTA Y EQUIPO | 755,560,291.00 | 9,405,114.00 | 2,653,838.00 | 762,311,567.00 | 762,311,567.00 | 0.00 |
| 1.6.05 | TERRENOS | 257,863,191.00 | 0.00 | 0.00 | 257,863,191.00 | 257,863,191.00 | 0.00 |
| 1.6.05.01 | URBANOS | 245,514,637.00 | 0.00 | 0.00 | 245,514,637.00 | 245,514,637.00 | 0.00 |
| 1.6.05.03 | CON DESTINACION AMBIENTAL | 12,348,554.00 | 0.00 | 0.00 | 12,348,554.00 | 12,348,554.00 | 0.00 |
| 1.6.10 | SEMOVIENTES | 48,579.00 | 0.00 | 0.00 | 48,579.00 | 48,579.00 | 0.00 |
| 1.6.10.90 | OTROS SEMOVIENTES | 48,579.00 | 0.00 | 0.00 | 48,579.00 | 48,579.00 | 0.00 |
| 1.6.15 | CONSTRUCCIONES EN CURSO | 48,641,937.00 | 0.00 | 0.00 | 48,641,937.00 | 48,641,937.00 | 0.00 |
| 1.6.15.01 | EDIFICACIONES | 48,641,937.00 | 0.00 | 0.00 | 48,641,937.00 | 48,641,937.00 | 0.00 |
| 1.6.25 | PROPIEDADES, PLANTA Y EQUIPO EN TRÁNSITO | 0.00 | 0.00 | 0.00 | 0.00 | 0.00 | 0.00 |

apenas



ALCALDIA DISTRICTAL DE BARRANQUILLA
 OFICINA DE CONTADURIA
 INFORME FINANCIERO ECONOMICO Y SOCIAL
 INFORME CONSOLIDADO -CGN-
 CORTE A 31 DE MARZO DE 2014

| CODIGO | CUENTA | SALDO INICIAL | MOV DEBITO | MOV CREDITO | SALDO FINAL | SALDO CTE | SALDO NO CTE |
|---------------|--|-----------------------|---------------------|------------------|-----------------------|-------------|-----------------------|
| 1.6.25.01 | PLANTAS Y DUCTOS | 0.00 | 0.00 | 0.00 | 0.00 | 0.00 | 0.00 |
| 1.6.35 | BIENES MUEBLES EN BODEGA | 263,108.00 | 150,695.00 | 54,040.00 | 359,763.00 | 0.00 | 359,763.00 |
| 1.6.35.01 | MAQUINARIA Y EQUIPO | 25,553.00 | 16,650.00 | 10,100.00 | 32,103.00 | 0.00 | 32,103.00 |
| 1.6.35.02 | EQUIPO CIENTIFICO | 102,490.00 | 0.00 | 0.00 | 102,490.00 | 0.00 | 102,490.00 |
| 1.6.35.03 | MUEBLES, ENSERES Y EQUIPO DE OFICINA | 57,642.00 | 123,783.00 | 35,318.00 | 146,107.00 | 0.00 | 146,107.00 |
| 1.6.35.04 | MUEBLES, ENSERES Y EQUIPOS DE COMPUTACION | 77,423.00 | 10,262.00 | 8,622.00 | 79,063.00 | 0.00 | 79,063.00 |
| 1.6.35.11 | MUEBLES, ENSERES Y EQUIPOS DE COMEDOR | 0.00 | 0.00 | 0.00 | 0.00 | 0.00 | 0.00 |
| 1.6.35.90 | OTROS BIENES MUEBLES EN BODEGA | 0.00 | 0.00 | 0.00 | 0.00 | 0.00 | 0.00 |
| 1.6.40 | EDIFICACIONES | 416,227,368.00 | 7,757,320.00 | 0.00 | 423,984,688.00 | 0.00 | 423,984,688.00 |
| 1.6.40.01 | EDIFICIOS Y CASAS | 102,994,794.00 | 2,175,984.00 | 0.00 | 105,170,778.00 | 0.00 | 105,170,778.00 |
| 1.6.40.07 | SALAS DE EXHIBICION Y VENTAS | 7,028,892.00 | 0.00 | 0.00 | 7,028,892.00 | 0.00 | 7,028,892.00 |
| 1.6.40.09 | COLEGIOS Y ESCUELAS | 228,479,094.00 | 2,010,229.00 | 0.00 | 230,489,323.00 | 0.00 | 230,489,323.00 |
| 1.6.40.10 | CLINICAS Y HOSPITALES | 35,393,802.00 | 3,248,567.00 | 0.00 | 38,642,369.00 | 0.00 | 38,642,369.00 |
| 1.6.40.19 | INSTALACIONES DEPORTIVAS Y RE | 40,513,935.00 | 322,540.00 | 0.00 | 40,836,475.00 | 0.00 | 40,836,475.00 |
| 1.6.40.90 | OTRAS EDIFICACIONES | 1,816,851.00 | 0.00 | 0.00 | 1,816,851.00 | 0.00 | 1,816,851.00 |
| 1.6.50 | REDES, LINEAS Y CABLES | 3,884,682.00 | 593,130.00 | 0.00 | 4,477,812.00 | 0.00 | 4,477,812.00 |
| 1.6.50.09 | LINEAS Y CABLES DE CONDUCCION | 754,946.00 | 0.00 | 0.00 | 754,946.00 | 0.00 | 754,946.00 |
| 1.6.50.10 | LINEAS Y CABLES DE TELECOMUNICACIONES | 3,026,877.00 | 593,130.00 | 0.00 | 3,620,007.00 | 0.00 | 3,620,007.00 |
| 1.6.50.90 | OTRAS LINEAS Y CABLES | 102,859.00 | 0.00 | 0.00 | 102,859.00 | 0.00 | 102,859.00 |
| 1.6.55 | MAQUINARIA Y EQUIPO | 8,936,070.00 | 128,109.00 | 9,279.00 | 9,054,900.00 | 0.00 | 9,054,900.00 |
| 1.6.55.04 | MAQUINARIA INDUSTRIAL | 164,589.00 | 0.00 | 0.00 | 164,589.00 | 0.00 | 164,589.00 |
| 1.6.55.05 | EQUIPO DE MUSICA | 443,711.00 | 18,531.00 | 3,000.00 | 459,242.00 | 0.00 | 459,242.00 |
| 1.6.55.06 | EQUIPO DE RECREACION Y DEPORTES | 47,351.00 | 0.00 | 0.00 | 47,351.00 | 0.00 | 47,351.00 |
| 1.6.55.09 | EQUIPO DE ENSEÑANZA | 2,030,196.00 | 72,199.00 | 0.00 | 2,102,395.00 | 0.00 | 2,102,395.00 |
| 1.6.55.11 | HERRAMIENTAS Y ACCESORIOS | 1,371,603.00 | 0.00 | 0.00 | 1,371,603.00 | 0.00 | 1,371,603.00 |
| 1.6.55.20 | EQUIPO DE CENTROS DE CONTROL | 2,294,427.00 | 0.00 | 0.00 | 2,294,427.00 | 0.00 | 2,294,427.00 |
| 1.6.55.22 | EQUIPO DE AYUDA AUDIOVISUAL | 352,925.00 | 0.00 | 0.00 | 352,925.00 | 0.00 | 352,925.00 |
| 1.6.55.90 | OTRAS MAQUINAS Y EQUIPOS | 2,231,268.00 | 37,379.00 | 6,279.00 | 2,262,368.00 | 0.00 | 2,262,368.00 |
| 1.6.60 | EQUIPO CIENTIFICO | 1,796,689.00 | 12,953.00 | 0.00 | 1,809,642.00 | 0.00 | 1,809,642.00 |
| 1.6.60.01 | EQUIPOS DE INVESTIGACION | 3,900.00 | 0.00 | 0.00 | 3,900.00 | 0.00 | 3,900.00 |
| 1.6.60.02 | EQUIPOS DE LABORATORIO | 441,241.00 | 12,953.00 | 0.00 | 454,194.00 | 0.00 | 454,194.00 |
| 1.6.60.09 | EQUIPOS DE SERVICIO AMBULATORIO | 1,303,914.00 | 0.00 | 0.00 | 1,303,914.00 | 0.00 | 1,303,914.00 |
| 1.6.60.90 | OTROS EQUIPOS CIENTIFICOS | 47,634.00 | 0.00 | 0.00 | 47,634.00 | 0.00 | 47,634.00 |
| 1.6.65 | MUEBLES, ENSERES Y EQUIPOS DE OFICINA | 24,001,933.00 | 271,780.00 | 15,865.00 | 24,257,848.00 | 0.00 | 24,257,848.00 |

aprus



ALCALDIA DISTRICTAL DE BARRANQUILLA
OFICINA DE CONTADURIA
INFORME FINANCIERO ECONOMICO Y SOCIAL
INFORME CONSOLIDADO -CGN-
CORTE A 31 DE MARZO DE 2014

| CODIGO | CUENTA | SALDO INICIAL | MOV DEBITO | MOV CREDITO | SALDO FINAL | SALDO CTE | SALDO NO CTE |
|---------------|--|-----------------------|----------------------|---------------------|-----------------------|-------------|-----------------------|
| 1.6.65.01 | MUEBLES Y ENSERES | 18,483,453.00 | 241,925.00 | 15,476.00 | 18,709,902.00 | 0.00 | 18,709,902.00 |
| 1.6.65.02 | EQUIPOS Y MAQUINAS DE OFICINA | 3,463,524.00 | 16,802.00 | 0.00 | 3,480,326.00 | 0.00 | 3,480,326.00 |
| 1.6.65.90 | OTROS MUEBLES, ENSERES Y EQUI | 2,054,956.00 | 13,053.00 | 389.00 | 2,067,620.00 | 0.00 | 2,067,620.00 |
| 1.6.70 | EQUIPOS DE COMUNICACION Y COMPUTACION | 20,245,846.00 | 455,550.00 | 80,093.00 | 20,621,303.00 | 0.00 | 20,621,303.00 |
| 1.6.70.01 | EQUIPOS DE COMUNICACION | 3,111,401.00 | 35,856.00 | 2,486.00 | 3,144,771.00 | 0.00 | 3,144,771.00 |
| 1.6.70.02 | EQUIPOS DE COMPUTACION | 15,806,803.00 | 418,194.00 | 77,607.00 | 16,147,390.00 | 0.00 | 16,147,390.00 |
| 1.6.70.04 | SATELITES Y ANTENAS | 122,199.00 | 0.00 | 0.00 | 122,199.00 | 0.00 | 122,199.00 |
| 1.6.70.90 | OTROS EQUIPOS DE COMUNICACION | 1,205,443.00 | 1,500.00 | 0.00 | 1,206,943.00 | 0.00 | 1,206,943.00 |
| 1.6.75 | "EQUIPOS DE TRANSPORTE, TRACCION" | 22,814,153.00 | 0.00 | 0.00 | 22,814,153.00 | 0.00 | 22,814,153.00 |
| 1.6.75.02 | TERRESTRE | 22,814,153.00 | 0.00 | 0.00 | 22,814,153.00 | 0.00 | 22,814,153.00 |
| 1.6.80 | "EQUIPO DE COMEDOR COCINA, DESPENSA" | 98,669.00 | 3,861.00 | 1,370.00 | 101,160.00 | 0.00 | 101,160.00 |
| 1.6.80.02 | MAAQ. Y EQUIPO RESTAURANTE CAF | 24,888.00 | 2,491.00 | 0.00 | 27,379.00 | 0.00 | 27,379.00 |
| 1.6.80.90 | OTROS EQUIPOS DE COMEDOR | 73,781.00 | 1,370.00 | 1,370.00 | 73,781.00 | 0.00 | 73,781.00 |
| 1.6.85 | DEPRECIACION ACUMULADA (CR) | -48,604,280.00 | 31,716.00 | 2,493,191.00 | -51,065,755.00 | 0.00 | -51,065,755.00 |
| 1.6.85.01 | EDIFICACIONES | -20,508,422.00 | 0.00 | 1,235,409.00 | -21,743,831.00 | 0.00 | -21,743,831.00 |
| 1.6.85.03 | REDES, LINEAS Y CABLES | -628,763.00 | 0.00 | 70,622.00 | -699,385.00 | 0.00 | -699,385.00 |
| 1.6.85.04 | MAQUINARIA Y EQUIPO | -1,910,815.00 | 3,164.00 | 143,682.00 | -2,051,333.00 | 0.00 | -2,051,333.00 |
| 1.6.85.05 | EQUIPO MEDICO Y CIENTIFICO | -1,191,212.00 | 0.00 | 25,648.00 | -1,216,860.00 | 0.00 | -1,216,860.00 |
| 1.6.85.06 | MUEBLES ENSERES Y EQUIPOS OF | -7,114,944.00 | 14,019.00 | 359,250.00 | -7,460,175.00 | 0.00 | -7,460,175.00 |
| 1.6.85.07 | EQUIPOS DE COMUNICACION Y COMPU | -9,252,832.00 | 14,076.00 | 431,195.00 | -9,669,951.00 | 0.00 | -9,669,951.00 |
| 1.6.85.08 | EQUIPOS DE TRANSPORTE, TRACCION Y ELEVACION | -7,965,322.00 | 0.00 | 224,578.00 | -8,189,900.00 | 0.00 | -8,189,900.00 |
| 1.6.85.09 | EQUIPO DE COMEDOR, COCINA, DESPENSA | -31,970.00 | 457.00 | 2,807.00 | -34,320.00 | 0.00 | -34,320.00 |
| 1.6.95 | PROVISIONES (CR) | -657,654.00 | 0.00 | 0.00 | -657,654.00 | 0.00 | -657,654.00 |
| 1.6.95.11 | EQUIPO DE COMUNICACION Y | -67,114.00 | 0.00 | 0.00 | -67,114.00 | 0.00 | -67,114.00 |
| 1.6.95.12 | "EQUIPO DE TRANSPORTE, TR | -590,540.00 | 0.00 | 0.00 | -590,540.00 | 0.00 | -590,540.00 |
| 1.7 | BIENES DE BENEFICIO Y USO PUBLICO | 674,901,714.00 | 28,789,447.00 | 6,452,250.00 | 697,238,911.00 | 0.00 | 697,238,911.00 |
| 1.7.05 | BIENES DE USO PUBLICO EN CONSTRUCCION | 19,824,932.00 | 2,175,320.00 | 0.00 | 22,000,252.00 | 0.00 | 22,000,252.00 |
| 1.7.05.01 | RED CARRETERA | 19,824,932.00 | 2,175,320.00 | 0.00 | 22,000,252.00 | 0.00 | 22,000,252.00 |
| 1.7.10 | BIENES DE USO PUBLICO | 782,115,959.00 | 26,614,127.00 | 0.00 | 808,730,086.00 | 0.00 | 808,730,086.00 |
| 1.7.10.01 | VIAS DE COMUNICACION | 694,223,749.00 | 26,204,682.00 | 0.00 | 720,428,431.00 | 0.00 | 720,428,431.00 |
| 1.7.10.04 | PLAZAS PUBLICAS | 74,304,956.00 | 409,445.00 | 0.00 | 74,714,401.00 | 0.00 | 74,714,401.00 |
| 1.7.10.05 | PARQUES RECREACIONALES | 12,474,064.00 | 0.00 | 0.00 | 12,474,064.00 | 0.00 | 12,474,064.00 |
| 1.7.10.90 | OTROS BIENES DE USO PUBLICO | 1,113,190.00 | 0.00 | 0.00 | 1,113,190.00 | 0.00 | 1,113,190.00 |
| 1.7.15 | BIENES HISTORICOS Y CULTURALES | 1,109.00 | 0.00 | 0.00 | 1,109.00 | 0.00 | 1,109.00 |

apenas



ALCALDIA DISTRICTAL DE BARRANQUILLA
OFICINA DE CONTADURIA
INFORME FINANCIERO ECONOMICO Y SOCIAL
INFORME CONSOLIDADO -CGN-
CORTE A 31 DE MARZO DE 2014

| CODIGO | CUENTA | SALDO INICIAL | MOV DEBITO | MOV CREDITO | SALDO FINAL | SALDO CTE | SALDO NO CTE |
|-----------|---|------------------|---------------|---------------|------------------|-----------|------------------|
| 1.7.15.05 | BIBLIOTECAS | 1,109.00 | 0.00 | 0.00 | 1,109.00 | 0.00 | 1,109.00 |
| 1.7.85 | AMORTIZ. ACUM. BIENES USO | -127,040,286.00 | 0.00 | 6,452,250.00 | -133,492,536.00 | 0.00 | -133,492,536.00 |
| 1.7.85.01 | VIAS DE COMUNICACION | -101,152,086.00 | 0.00 | 6,133,501.00 | -107,285,587.00 | 0.00 | -107,285,587.00 |
| 1.7.85.04 | PLAZAS PUBLICAS | -12,892,214.00 | 0.00 | 27,073.00 | -12,919,287.00 | 0.00 | -12,919,287.00 |
| 1.7.85.05 | PARQUES RECREACIONALES | -12,995,986.00 | 0.00 | 291,676.00 | -13,287,662.00 | 0.00 | -13,287,662.00 |
| 1.9 | OTROS ACTIVOS | 1,077,005,283.00 | 27,737,004.00 | 19,666,842.00 | 1,085,075,445.00 | 0.00 | 1,085,075,445.00 |
| 1.9.01 | RESERVA FINANCIERA ACTUARIAL | 213,948,803.00 | 27,449,775.00 | 19,307,877.00 | 222,090,701.00 | 0.00 | 222,090,701.00 |
| 1.9.01.04 | ENCARGOS FIDUCIARIOS | 213,948,803.00 | 27,449,775.00 | 19,307,877.00 | 222,090,701.00 | 0.00 | 222,090,701.00 |
| 1.9.05 | GASTOS PAGADOS POR ANTICIPADO | 321.00 | 0.00 | 0.00 | 321.00 | 0.00 | 321.00 |
| 1.9.05.01 | SEGUROS | 0.00 | 0.00 | 0.00 | 0.00 | 0.00 | 0.00 |
| 1.9.05.05 | IMPRESOS, PUBLICACIONES Y SUSCRIPCIONES | 321.00 | 0.00 | 0.00 | 321.00 | 0.00 | 321.00 |
| 1.9.10 | CARGOS DIFERIDOS | 173,821.00 | 153,323.00 | 223,433.00 | 103,711.00 | 0.00 | 103,711.00 |
| 1.9.10.01 | MATERIALES Y SUMINISTRO | 173,821.00 | 153,323.00 | 223,433.00 | 103,711.00 | 0.00 | 103,711.00 |
| 1.9.10.04 | DOTACION A TRABAJADORES | 0.00 | 0.00 | 0.00 | 0.00 | 0.00 | 0.00 |
| 1.9.15 | OBRAS Y MEJORAS EN PROPIEDAD AJENA | 190,085.00 | 0.00 | 8,383.00 | 181,702.00 | 0.00 | 181,702.00 |
| 1.9.15.02 | EDIFICACIONES | 190,085.00 | 0.00 | 8,383.00 | 181,702.00 | 0.00 | 181,702.00 |
| 1.9.20 | BIENES ENTREGADOS A TERCEROS | 831,593,341.00 | 0.00 | 0.00 | 831,593,341.00 | 0.00 | 831,593,341.00 |
| 1.9.20.12 | OTROS BIENES ENTREGADOS A TER | 831,593,341.00 | 0.00 | 0.00 | 831,593,341.00 | 0.00 | 831,593,341.00 |
| 1.9.25 | AMORTIZACION ACUMULADA DE | -4,409,884.00 | 0.00 | 0.00 | -4,409,884.00 | 0.00 | -4,409,884.00 |
| 1.9.25.12 | OTROS BIENES ENTREGADOS A | -4,409,884.00 | 0.00 | 0.00 | -4,409,884.00 | 0.00 | -4,409,884.00 |
| 1.9.25.90 | OTROS BIENES ENTREGADOS A | 0.00 | 0.00 | 0.00 | 0.00 | 0.00 | 0.00 |
| 1.9.60 | BIENES DE ARTE Y CULTURA | 877,583.00 | 12,374.00 | 0.00 | 889,957.00 | 0.00 | 889,957.00 |
| 1.9.60.07 | LIBROS Y PUBLICACIONES DE INVESTIGACION | 648,464.00 | 12,374.00 | 0.00 | 660,838.00 | 0.00 | 660,838.00 |
| 1.9.60.90 | OTROS BIENES DE ARTE Y CULTURA | 229,119.00 | 0.00 | 0.00 | 229,119.00 | 0.00 | 229,119.00 |
| 1.9.70 | INTANGIBLES | 4,554,618.00 | 121,335.00 | 11,971.00 | 4,663,982.00 | 0.00 | 4,663,982.00 |
| 1.9.70.05 | DERECHOS | 80,156.00 | 0.00 | 0.00 | 80,156.00 | 0.00 | 80,156.00 |
| 1.9.70.07 | LICENCIAS | 80,344.00 | 0.00 | 0.00 | 80,344.00 | 0.00 | 80,344.00 |
| 1.9.70.08 | SOFTWARE | 4,394,118.00 | 121,335.00 | 11,971.00 | 4,503,482.00 | 0.00 | 4,503,482.00 |
| 1.9.75 | AMORTIZACION ACUMULADA INTANGIBLES | -1,268,538.00 | 0.00 | 49,817.00 | -1,318,355.00 | 0.00 | -1,318,355.00 |
| 1.9.75.05 | DERECHOS | -14,780.00 | 0.00 | 1,002.00 | -15,782.00 | 0.00 | -15,782.00 |
| 1.9.75.07 | LICENCIAS | -80,343.00 | 0.00 | 0.00 | -80,343.00 | 0.00 | -80,343.00 |
| 1.9.75.08 | SOFTWARE | -1,173,415.00 | 0.00 | 48,815.00 | -1,222,230.00 | 0.00 | -1,222,230.00 |
| 1.9.99 | VALORIZACIONES | 31,345,133.00 | 197.00 | 65,361.00 | 31,279,969.00 | 0.00 | 31,279,969.00 |
| 1.9.99.34 | INVERSIONES SOCIEDADES ECONOMIA MIX | 31,345,133.00 | 197.00 | 65,361.00 | 31,279,969.00 | 0.00 | 31,279,969.00 |

afp



ALCALDIA DISTRITAL DE BARRANQUILLA
OFICINA DE CONTADURIA
INFORME FINANCIERO ECONOMICO Y SOCIAL
INFORME CONSOLIDADO -CGN-
CORTE A 31 DE MARZO DE 2014

| CODIGO | CUENTA | SALDO INICIAL | MOV DEBITO | MOV CREDITO | SALDO FINAL | SALDO CTE | SALDO NO CTE |
|-----------|---|------------------|----------------|----------------|------------------|----------------|------------------|
| 2 | PASIVO | 1,378,928,967.00 | 513,675,948.00 | 519,042,137.00 | 1,384,295,256.00 | 202,656,612.00 | 1,181,638,644.00 |
| 2.2 | DEUDA PUBLICA | 300,625,020.00 | 11,708,424.00 | 31,748,028.00 | 320,664,624.00 | 26,275,478.00 | 294,389,146.00 |
| 2.2.08 | DEUDA PUBLICA INTERNA LARGO PLAZO | 300,625,020.00 | 11,708,424.00 | 31,748,028.00 | 320,664,624.00 | 26,275,478.00 | 294,389,146.00 |
| 2.2.08.30 | PRESTAMOS BANCA COMERCIAL | 300,625,020.00 | 11,708,424.00 | 31,748,028.00 | 320,664,624.00 | 26,275,478.00 | 294,389,146.00 |
| 2.3 | OPERACIONES DE FINANCIAMIENTO | 103,864,958.00 | 2,322,233.00 | 0.00 | 101,542,725.00 | 11,250,000.00 | 90,292,725.00 |
| 2.3.07 | OPERACIONES DE FINANCIAMIENTO | 103,864,958.00 | 2,322,233.00 | 0.00 | 101,542,725.00 | 11,250,000.00 | 90,292,725.00 |
| 2.3.07.06 | PRESTAMOS DEL GOBIERNO GENERA | 103,864,958.00 | 2,322,233.00 | 0.00 | 101,542,725.00 | 11,250,000.00 | 90,292,725.00 |
| 2.4 | CUENTAS POR PAGAR | 133,783,526.00 | 329,829,350.00 | 268,030,768.00 | 71,984,944.00 | 64,571,204.00 | 7,413,740.00 |
| 2.4.01 | ADQUISICION DE SERVICIOS | 47,186,423.00 | 124,697,315.00 | 83,137,369.00 | 5,626,477.00 | 5,626,477.00 | 0.00 |
| 2.4.01.01 | ADQUISICION DE BIENES Y SERVICIOS | 24,095,184.00 | 72,500,618.00 | 50,087,988.00 | 1,682,554.00 | 1,682,554.00 | 0.00 |
| 2.4.01.02 | PROYECTOS DE INVERSION | 23,091,239.00 | 52,196,697.00 | 33,049,381.00 | 3,943,923.00 | 3,943,923.00 | 0.00 |
| 2.4.03 | TRANSFERENCIAS | 15,737,000.00 | 39,231,468.00 | 24,895,771.00 | 1,401,303.00 | 1,401,303.00 | 0.00 |
| 2.4.03.15 | TRANSFERENCIAS CORRIENTES | 15,737,000.00 | 39,231,468.00 | 24,895,771.00 | 1,401,303.00 | 1,401,303.00 | 0.00 |
| 2.4.22 | INTERESES POR PAGAR | 14,827,480.00 | 5,933,731.00 | 5,933,731.00 | 14,827,480.00 | 7,413,740.00 | 7,413,740.00 |
| 2.4.22.02 | INTERESES POR PAGAR LARGO PLAZO | 14,827,480.00 | 4,505,964.00 | 4,505,964.00 | 14,827,480.00 | 7,413,740.00 | 7,413,740.00 |
| 2.4.22.07 | INTERESES POR PAGAR OP FINANCIAMIENTO LARGO | 0.00 | 1,427,767.00 | 1,427,767.00 | 0.00 | 0.00 | 0.00 |
| 2.4.25 | ACREEDORES | 31,422,220.00 | 57,809,185.00 | 55,161,380.00 | 28,774,415.00 | 28,774,415.00 | 0.00 |
| 2.4.25.04 | SERVICIOS PUBLICOS | 2,155,057.00 | 15,386,189.00 | 14,438,655.00 | 1,207,523.00 | 1,207,523.00 | 0.00 |
| 2.4.25.07 | ARRENDAMIENTOS | 1,276,368.00 | 2,267,769.00 | 1,742,644.00 | 751,243.00 | 751,243.00 | 0.00 |
| 2.4.25.08 | VIATICOS Y GASTOS DE VIAJE | 19,522.00 | 107,249.00 | 111,235.00 | 23,508.00 | 23,508.00 | 0.00 |
| 2.4.25.10 | SEGUROS | 21,755.00 | 6,935.00 | 0.00 | 14,820.00 | 14,820.00 | 0.00 |
| 2.4.25.12 | SALDOS A FAVOR DE CONTRIBUYENTES | 1,898,272.00 | 0.00 | 981,182.00 | 2,879,454.00 | 2,879,454.00 | 0.00 |
| 2.4.25.18 | APORTES A FONDOS PENSIONALES | 1,725,136.00 | 1,510,480.00 | 2,308,673.00 | 2,523,329.00 | 2,523,329.00 | 0.00 |
| 2.4.25.19 | APORTES A SEGURIDAD SOCIAL | 2,664,808.00 | 10,133,354.00 | 10,922,071.00 | 3,453,525.00 | 3,453,525.00 | 0.00 |
| 2.4.25.20 | "APORTES AL ICBF, SENAY | 3,338,511.00 | 4,498,297.00 | 6,016,124.00 | 4,856,338.00 | 4,856,338.00 | 0.00 |
| 2.4.25.21 | SINDICATOS | 2,932.00 | 79,616.00 | 111,560.00 | 34,876.00 | 34,876.00 | 0.00 |
| 2.4.25.22 | COOPERATIVAS | 1,426.00 | 48,924.00 | 71,799.00 | 24,301.00 | 24,301.00 | 0.00 |
| 2.4.25.23 | FONDO DE EMPLEADOS | 10,119.00 | 0.00 | 0.00 | 10,119.00 | 10,119.00 | 0.00 |
| 2.4.25.24 | EMBARGOS JUDICIALES | 135,945.00 | 114,281.00 | 184,441.00 | 206,105.00 | 206,105.00 | 0.00 |
| 2.4.25.25 | GASTOS LEGALES | 29,246.00 | 684.00 | 684.00 | 29,246.00 | 29,246.00 | 0.00 |
| 2.4.25.32 | RIESGOS PROFESIONALES | 2,783.00 | 97,456.00 | 145,686.00 | 51,013.00 | 51,013.00 | 0.00 |
| 2.4.25.33 | FONDO DE SOLIDARIDAD Y GARANTIA | 17,477.00 | 3,302.00 | 4,816.00 | 18,991.00 | 18,991.00 | 0.00 |
| 2.4.25.35 | LIBRANZAS | 605,879.00 | 2,280,398.00 | 2,645,045.00 | 970,526.00 | 970,526.00 | 0.00 |
| 2.4.25.41 | APORTE ESCUELA IND. E INSTITUCIONES | 922,608.00 | 854,867.00 | 1,136,155.00 | 1,203,896.00 | 1,203,896.00 | 0.00 |

apoy



ALCALDIA DISTRITAL DE BARRANQUILLA
 OFICINA DE CONTADURIA
 INFORME FINANCIERO ECONOMICO Y SOCIAL
 INFORME CONSOLIDADO -CGN-
 CORTE A 31 DE MARZO DE 2014

| CODIGO | CUENTA | SALDO INICIAL | MOV DEBITO | MOV CREDITO | SALDO FINAL | SALDO CTE | SALDO NO CTE |
|---------------|---|----------------------|----------------------|----------------------|---------------------|---------------------|--------------|
| 2.4.25.46 | CONTRATOS DE MEDICINA PREPAGADA | 25,612.00 | 32,165.00 | 49,306.00 | 42,753.00 | 42,753.00 | 0.00 |
| 2.4.25.51 | COMISIONES | 15,826.00 | 5,270.00 | 6,461.00 | 17,017.00 | 17,017.00 | 0.00 |
| 2.4.25.52 | HONORARIOS | 4,011,654.00 | 11,957,368.00 | 10,647,113.00 | 2,701,399.00 | 2,701,399.00 | 0.00 |
| 2.4.25.53 | SERVICIOS | 2,158,575.00 | 4,877,535.00 | 3,333,747.00 | 614,787.00 | 614,787.00 | 0.00 |
| 2.4.25.90 | OTROS ACREEDORES | 10,382,709.00 | 3,547,046.00 | 303,983.00 | 7,139,646.00 | 7,139,646.00 | 0.00 |
| 2.4.30 | SUBSIDIOS ASIGNADOS | 14,925,954.00 | 28,107,341.00 | 19,050,775.00 | 5,869,388.00 | 5,869,388.00 | 0.00 |
| 2.4.30.02 | EDUCACION | 4,038,402.00 | 4,177,709.00 | 584,040.00 | 444,733.00 | 444,733.00 | 0.00 |
| 2.4.30.04 | PARA ASISTENCIA SOCIAL | 500,000.00 | 500,000.00 | 0.00 | 0.00 | 0.00 | 0.00 |
| 2.4.30.05 | SALUD | 7,559,347.00 | 23,429,632.00 | 16,512,494.00 | 642,209.00 | 642,209.00 | 0.00 |
| 2.4.30.12 | SERVICIOS DE ACUEDUCTO | 2,828,205.00 | 0.00 | 1,954,241.00 | 4,782,446.00 | 4,782,446.00 | 0.00 |
| 2.4.30.90 | OTROS SUBSIDIOS ASIGNADOS | 0.00 | 0.00 | 0.00 | 0.00 | 0.00 | 0.00 |
| 2.4.36 | RETENCION EN LA FUENTE | 1,222,890.00 | 852,811.00 | 816,666.00 | 1,186,745.00 | 1,186,745.00 | 0.00 |
| 2.4.36.01 | SALARIOS Y PAGOS LABORALES | 98,847.00 | 98,847.00 | 0.00 | 0.00 | 0.00 | 0.00 |
| 2.4.36.03 | HONORARIOS | 683,408.00 | 12,539.00 | 24,611.00 | 695,480.00 | 695,480.00 | 0.00 |
| 2.4.36.04 | COMISIONES | 0.00 | 0.00 | 0.00 | 0.00 | 0.00 | 0.00 |
| 2.4.36.05 | SERVICIOS | 97,785.00 | 41,152.00 | 36,202.00 | 92,835.00 | 92,835.00 | 0.00 |
| 2.4.36.06 | ARRENDAMIENTOS | 1,337.00 | 341.00 | 1,140.00 | 2,136.00 | 2,136.00 | 0.00 |
| 2.4.36.08 | COMPRAS | 72,968.00 | 18,013.00 | 24,317.00 | 79,272.00 | 79,272.00 | 0.00 |
| 2.4.36.12 | ENAJENACIÓN DE PROPIEDADES, PLANTA Y EQUIPO | 203,755.00 | 462,221.00 | 397,683.00 | 139,217.00 | 139,217.00 | 0.00 |
| 2.4.36.16 | A EMPLEADOS ART 384 ET | 0.00 | 205,307.00 | 310,949.00 | 105,642.00 | 105,642.00 | 0.00 |
| 2.4.36.25 | IMPUESTOS A LAS VENTAS RETENIDO | 32,420.00 | 2,950.00 | 3,156.00 | 32,626.00 | 32,626.00 | 0.00 |
| 2.4.36.27 | RETENCION INDUSTRI Y CIO RETENIDO POR COMPRA | 24,466.00 | 8,890.00 | 11,944.00 | 27,520.00 | 27,520.00 | 0.00 |
| 2.4.36.28 | RETENCION INDUSTRI Y CIO RETENIDO POR VENTAS | 3,692.00 | 879.00 | 1,004.00 | 3,817.00 | 3,817.00 | 0.00 |
| 2.4.36.29 | RETENCION IMPUESTO CREE | 1,275.00 | 107.00 | 322.00 | 1,490.00 | 1,490.00 | 0.00 |
| 2.4.36.90 | OTRAS RETENCIONES | 2,937.00 | 1,565.00 | 5,338.00 | 6,710.00 | 6,710.00 | 0.00 |
| 2.4.40 | IMPUESTOS CONTRIBUCIONES Y TASAS POR PAGAR | 21,471.00 | 3,288.00 | 4,840.00 | 23,023.00 | 23,023.00 | 0.00 |
| 2.4.40.16 | IMPUESTO SOBRE VEHICULOS | 0.00 | 0.00 | 0.00 | 0.00 | 0.00 | 0.00 |
| 2.4.40.80 | OTROS IMPUESTOS DEPARTAMENTALES | 20,759.00 | 2,886.00 | 4,358.00 | 22,231.00 | 22,231.00 | 0.00 |
| 2.4.40.90 | OTROS IMPUESTOS DISTRITALES | 712.00 | 402.00 | 482.00 | 792.00 | 792.00 | 0.00 |
| 2.4.50 | AVANCES Y ANTICIPOS RECIBIDOS | 0.00 | 0.00 | 0.00 | 0.00 | 0.00 | 0.00 |
| 2.4.50.90 | OTROS AVANCES Y ANTICIPOS | 0.00 | 0.00 | 0.00 | 0.00 | 0.00 | 0.00 |
| 2.4.53 | RECURSOS RECIBIDOS EN ADMINISTRACION | 3,193,679.00 | 0.00 | 0.00 | 3,193,679.00 | 3,193,679.00 | 0.00 |
| 2.4.53.01 | EN ADMINISTRACION | 3,193,679.00 | 0.00 | 0.00 | 3,193,679.00 | 3,193,679.00 | 0.00 |
| 2.4.55 | DEPOSITOS RECIBIDOS DE TERCEROS | 0.00 | 0.00 | 0.00 | 0.00 | 0.00 | 0.00 |

[Handwritten signature]



ALCALDIA DISTRICTAL DE BARRANQUILLA
 OFICINA DE CONTADURIA
 INFORME FINANCIERO ECONOMICO Y SOCIAL
 INFORME CONSOLIDADO -CGN-
 CORTE A 31 DE MARZO DE 2014

| CODIGO | CUENTA | SALDO INICIAL | MOV DEBITO | MOV CREDITO | SALDO FINAL | SALDO CTE | SALDO NO CTE |
|-----------|---|----------------|----------------|----------------|----------------|---------------|----------------|
| 2.4.55.01 | PARA SERVICIOS | 0.00 | 0.00 | 0.00 | 0.00 | 0.00 | 0.00 |
| 2.4.55.02 | PARA BIENES | 0.00 | 0.00 | 0.00 | 0.00 | 0.00 | 0.00 |
| 2.4.55.90 | OTROS DEPOSITOS | 0.00 | 0.00 | 0.00 | 0.00 | 0.00 | 0.00 |
| 2.4.60 | CREDITOS JUDICIALES | 2,746,942.00 | 4,974,380.00 | 6,696,337.00 | 4,468,899.00 | 4,468,899.00 | 0.00 |
| 2.4.60.02 | CONCILIACIONES | 2,746,942.00 | 4,974,380.00 | 6,696,337.00 | 4,468,899.00 | 4,468,899.00 | 0.00 |
| 2.4.80 | ADMINISTRACION Y PRESTACION DE SERVICIO | 2,499,467.00 | 68,219,831.00 | 72,333,899.00 | 6,613,535.00 | 6,613,535.00 | 0.00 |
| 2.4.80.01 | SUBSIDIO A LA OFERTA | 382.00 | 2,410,423.00 | 4,961,848.00 | 2,551,807.00 | 2,551,807.00 | 0.00 |
| 2.4.80.02 | REGIMEN SUBSIDIADO | 2,339,143.00 | 65,657,524.00 | 67,079,865.00 | 3,761,484.00 | 3,761,484.00 | 0.00 |
| 2.4.80.04 | ACCIONES DE SALUD PUBLICA | 159,942.00 | 151,884.00 | 292,186.00 | 300,244.00 | 300,244.00 | 0.00 |
| 2.5 | OBLIGACIONES LABORALES | 31,285,981.00 | 110,583,159.00 | 109,253,804.00 | 29,956,626.00 | 29,956,626.00 | 0.00 |
| 2.5.05 | SALARIOS Y PRESTACIONES 5 | 26,556,712.00 | 92,516,257.00 | 90,953,007.00 | 24,993,462.00 | 24,993,462.00 | 0.00 |
| 2.5.05.01 | NOMINA POR PAGAR | 1,037,146.00 | 83,559,472.00 | 83,360,691.00 | 838,365.00 | 838,365.00 | 0.00 |
| 2.5.05.02 | CESANTIAS | 9,497,395.00 | 7,383,315.00 | 6,276,192.00 | 8,390,272.00 | 8,390,272.00 | 0.00 |
| 2.5.05.03 | INTERESES SOBRE CESANTIAS | 72,692.00 | 469,480.00 | 451,645.00 | 54,857.00 | 54,857.00 | 0.00 |
| 2.5.05.04 | VACACIONES | 1,165,250.00 | 412,531.00 | 412,554.00 | 1,165,273.00 | 1,165,273.00 | 0.00 |
| 2.5.05.05 | PRIMA DE VACACIONES | 1,352,075.00 | 311,285.00 | 310,260.00 | 1,351,050.00 | 1,351,050.00 | 0.00 |
| 2.5.05.06 | PRIMA DE SERVICIOS | 3,189,305.00 | 4,886.00 | 5,634.00 | 3,190,053.00 | 3,190,053.00 | 0.00 |
| 2.5.05.07 | PRIMA DE NAVIDAD | 1,804,672.00 | 31,064.00 | 28,973.00 | 1,802,581.00 | 1,802,581.00 | 0.00 |
| 2.5.05.08 | INDENIZACIONES | 3,293,172.00 | 0.00 | 0.00 | 3,293,172.00 | 3,293,172.00 | 0.00 |
| 2.5.05.12 | BONIFICACIONES | 409,191.00 | 74,338.00 | 75,081.00 | 409,934.00 | 409,934.00 | 0.00 |
| 2.5.05.15 | OTRAS PRIMAS | 412,248.00 | 4,384.00 | 7,359.00 | 415,223.00 | 415,223.00 | 0.00 |
| 2.5.05.90 | OTROS SALARIOS Y PRESTACIONES | 4,323,566.00 | 265,502.00 | 24,618.00 | 4,082,682.00 | 4,082,682.00 | 0.00 |
| 2.5.10 | PENSIONES POR PAGAR | 4,729,269.00 | 18,066,902.00 | 18,300,797.00 | 4,963,164.00 | 4,963,164.00 | 0.00 |
| 2.5.10.01 | PENSIONES DE JUBILACION PENSIONAL | 3,072,713.00 | 17,661,913.00 | 17,911,942.00 | 3,322,742.00 | 3,322,742.00 | 0.00 |
| 2.5.10.02 | RETROACTIVOS Y REINTEGROS PENSIONALES | 893,555.00 | 55,777.00 | 46,393.00 | 884,171.00 | 884,171.00 | 0.00 |
| 2.5.10.04 | AUXILIOS FUNERARIOS | 51,110.00 | 30,857.00 | 23,642.00 | 43,895.00 | 43,895.00 | 0.00 |
| 2.5.10.06 | CUOTAS PARTES PENSIONALES | 711,891.00 | 318,355.00 | 318,820.00 | 712,356.00 | 712,356.00 | 0.00 |
| 2.6 | OTROS BONOS Y TITULOS EMITIDOS | 50,510.00 | 603,967.00 | 603,967.00 | 50,510.00 | 0.00 | 50,510.00 |
| 2.6.25 | BONOS PENSIONALES | 50,510.00 | 603,967.00 | 603,967.00 | 50,510.00 | 0.00 | 50,510.00 |
| 2.6.25.01 | CUOTAS PARTES DE BONOS PENSIONALES | 50,510.00 | 603,967.00 | 603,967.00 | 50,510.00 | 0.00 | 50,510.00 |
| 2.7 | PASIVOS ESTIMADOS | 756,206,575.00 | 44,963,691.00 | 84,902,701.00 | 796,145,585.00 | 6,653,062.00 | 789,492,523.00 |
| 2.7.10 | PROVISION PARA CONTINGENCIA | 16,438,545.00 | 6,619,612.00 | 5,235,019.00 | 15,053,952.00 | 0.00 | 15,053,952.00 |
| 2.7.10.05 | LITIGIOS O DEMANDAS | 4,595,930.00 | 6,619,612.00 | 5,235,019.00 | 3,211,337.00 | 0.00 | 3,211,337.00 |
| 2.7.10.06 | OBLIGACIONES POTENCIALES | 11,842,615.00 | 0.00 | 0.00 | 11,842,615.00 | 0.00 | 11,842,615.00 |

apb



ALCALDIA DISTRICTAL DE BARRANQUILLA
OFICINA DE CONTADURIA
INFORME FINANCIERO ECONOMICO Y SOCIAL
INFORME CONSOLIDADO -CGN-
CORTE A 31 DE MARZO DE 2014

| CODIGO | CUENTA | SALDO INICIAL | MOV DEBITO | MOV CREDITO | SALDO FINAL | SALDO CTE | SALDO NO CTE |
|-----------|--|------------------|---------------|---------------|------------------|---------------|------------------|
| 2.7.15 | PROVISION PARA PRESTACION | 4,620,112.00 | 502,827.00 | 2,535,777.00 | 6,653,062.00 | 6,653,062.00 | 0.00 |
| 2.7.15.01 | CESANTIAS | 0.00 | 0.00 | 787,952.00 | 787,952.00 | 787,952.00 | 0.00 |
| 2.7.15.02 | INTERESES SOBRE CESANTIAS | 0.00 | 0.00 | 5,121.00 | 5,121.00 | 5,121.00 | 0.00 |
| 2.7.15.03 | VACACIONES | 0.00 | 229,756.00 | 235,012.00 | 5,256.00 | 5,256.00 | 0.00 |
| 2.7.15.04 | PRIMA DE SERVICIOS | 0.00 | 95,467.00 | 177,521.00 | 82,054.00 | 82,054.00 | 0.00 |
| 2.7.15.06 | PRIMA DE VACACIONES | 0.00 | 169,924.00 | 547,693.00 | 377,769.00 | 377,769.00 | 0.00 |
| 2.7.15.07 | BONIFICACIONES | 0.00 | 0.00 | 0.00 | 0.00 | 0.00 | 0.00 |
| 2.7.15.09 | PRIMA DE NAVIDAD | 0.00 | 7,680.00 | 782,478.00 | 774,798.00 | 774,798.00 | 0.00 |
| 2.7.15.90 | OTRAS PROVISIONES | 4,620,112.00 | 0.00 | 0.00 | 4,620,112.00 | 4,620,112.00 | 0.00 |
| 2.7.20 | PROVISION PARA PENSIONES | 734,694,118.00 | 36,633,318.00 | 75,923,971.00 | 773,984,771.00 | 0.00 | 773,984,771.00 |
| 2.7.20.03 | CALCULO ACTUARIAL DE PENSIONES ACTUALES | 1,263,941,232.00 | 18,013,701.00 | 18,013,701.00 | 1,263,941,232.00 | 0.00 | 1,263,941,232.00 |
| 2.7.20.04 | PENSIONES ACTUALES POR AMORTIZAR (DB) | -716,233,365.00 | 17,981,977.00 | 43,189,138.00 | -691,026,204.00 | 0.00 | -691,026,204.00 |
| 2.7.20.07 | CALCULO ACTUARIAL DE CUOTAS PARTES DE PENSIO | 431,506,734.00 | 318,820.00 | 318,820.00 | 431,506,734.00 | 0.00 | 431,506,734.00 |
| 2.7.20.08 | CUOTAS PARTES PENSIONES POR AMORTIZAR (DB) | -244,520,483.00 | 318,820.00 | 14,402,312.00 | -230,436,991.00 | 0.00 | -230,436,991.00 |
| 2.7.21 | PROVISION PARA BONOS PENSIONALES | 0.00 | 1,207,934.00 | 1,207,934.00 | 0.00 | 0.00 | 0.00 |
| 2.7.21.01 | LIQUIDACION PROVISIONAL DE CUOTAS PARTES BON | 0.00 | 603,967.00 | 603,967.00 | 0.00 | 0.00 | 0.00 |
| 2.7.21.02 | LIQ. PROVISION CUOTAS PARTES BONOS POR AMORT | 0.00 | 603,967.00 | 603,967.00 | 0.00 | 0.00 | 0.00 |
| 2.7.90 | PROVISIONES DIVERSAS | 453,800.00 | 0.00 | 0.00 | 453,800.00 | 0.00 | 453,800.00 |
| 2.7.90.05 | REPOSICION DE ACTIVOS | 453,800.00 | 0.00 | 0.00 | 453,800.00 | 0.00 | 453,800.00 |
| 2.7.90.90 | OTRAS PROVISIONES | 0.00 | 0.00 | 0.00 | 0.00 | 0.00 | 0.00 |
| 2.9 | OTROS PASIVOS | 53,112,397.00 | 13,665,024.00 | 24,502,869.00 | 63,950,242.00 | 63,950,242.00 | 0.00 |
| 2.9.05 | RECAUDO A FAVOR DE TERCEROS | 5,563,472.00 | 10,954,087.00 | 24,387,142.00 | 18,996,527.00 | 18,996,527.00 | 0.00 |
| 2.9.05.18 | SOBRETASA IMPUESTO PREDIAL | 5,542,956.00 | 10,954,087.00 | 24,387,142.00 | 18,976,011.00 | 18,976,011.00 | 0.00 |
| 2.9.05.90 | OTROS RECAUDOS DE TERCEROS | 20,516.00 | 0.00 | 0.00 | 20,516.00 | 20,516.00 | 0.00 |
| 2.9.10 | INGRESOS RECIBIDOS POR ANTICIPADO | 46,308,598.00 | 2,710,937.00 | 115,727.00 | 43,713,388.00 | 43,713,388.00 | 0.00 |
| 2.9.10.07 | VENTAS | 356,225.00 | 127,795.00 | 115,727.00 | 344,157.00 | 344,157.00 | 0.00 |
| 2.9.10.13 | CONTRIBUCIONES | 45,847,227.00 | 2,493,912.00 | 0.00 | 43,353,315.00 | 43,353,315.00 | 0.00 |
| 2.9.10.90 | OTROS INGRESOS RECIBIDOS POR ANTICIPADO | 105,146.00 | 89,230.00 | 0.00 | 15,916.00 | 15,916.00 | 0.00 |
| 2.9.17 | ANTICIPO DE IMPUESTOS | 1,240,327.00 | 0.00 | 0.00 | 1,240,327.00 | 1,240,327.00 | 0.00 |
| 2.9.17.04 | RETENCION DE IMPUESTO DE INDUSTRIA Y CIO | 1,240,327.00 | 0.00 | 0.00 | 1,240,327.00 | 1,240,327.00 | 0.00 |
| 3 | PATRIMONIO | 2,216,149,619.00 | 94,169,883.00 | 93,322,868.00 | 2,215,302,604.00 | 0.00 | 2,215,302,604.00 |
| 3.1 | HACIENDA PUBLICA | 2,216,149,619.00 | 94,169,883.00 | 93,322,868.00 | 2,215,302,604.00 | 0.00 | 2,215,302,604.00 |
| 3.1.05 | CAPITAL FISCAL | 2,170,823,086.00 | 41,756,045.00 | 56,528,269.00 | 2,185,595,310.00 | 0.00 | 2,185,595,310.00 |
| 3.1.05.03 | DISTRITO | 2,170,823,086.00 | 41,756,045.00 | 56,528,269.00 | 2,185,595,310.00 | 0.00 | 2,185,595,310.00 |

apenas



ALCALDIA DISTRICTAL DE BARRANQUILLA
OFICINA DE CONTADURIA
INFORME FINANCIERO ECONOMICO Y SOCIAL
INFORME CONSOLIDADO -CGN-
CORTE A 31 DE MARZO DE 2014

| CODIGO | CUENTA | SALDO INICIAL | MOV DEBITO | MOV CREDITO | SALDO FINAL | SALDO CTE | SALDO NO CTE |
|-----------|---|----------------|---------------|----------------|----------------|-----------|----------------|
| 3.1.10 | RESULTADO DEL EJERCICIO | 38,294,571.00 | 39,038,193.00 | 743,622.00 | 0.00 | 0.00 | 0.00 |
| 3.1.10.01 | EXCEDENTE DEL EJERCICIO | 38,294,571.00 | 39,038,193.00 | 743,622.00 | 0.00 | 0.00 | 0.00 |
| 3.1.15 | SUPERAVIT POR VALORIZACION | 31,345,133.00 | 65,361.00 | 197.00 | 31,279,969.00 | 0.00 | 31,279,969.00 |
| 3.1.15.34 | INVERSIONES SOC ECO MIXTA | 31,345,133.00 | 65,361.00 | 197.00 | 31,279,969.00 | 0.00 | 31,279,969.00 |
| 3.1.17 | SUPERAVIT POR METODO DE PARTICIPACION | 2,005,683.00 | 0.00 | 201,903.00 | 2,207,586.00 | 0.00 | 2,207,586.00 |
| 3.1.17.31 | EN ENTIDADES ECO MIXTA NIVEL DISTRITAL | 2,005,683.00 | 0.00 | 201,903.00 | 2,207,586.00 | 0.00 | 2,207,586.00 |
| 3.1.20 | SUPERAVIT POR DONACION | 5,129,642.00 | 121,314.00 | 144,373.00 | 5,152,701.00 | 0.00 | 5,152,701.00 |
| 3.1.20.01 | EN DINERO | 1,020,814.00 | 0.00 | 144,373.00 | 1,165,187.00 | 0.00 | 1,165,187.00 |
| 3.1.20.02 | EN ESPECIE | 461,050.00 | 121,314.00 | 0.00 | 339,736.00 | 0.00 | 339,736.00 |
| 3.1.20.03 | DERECHOS | 3,647,778.00 | 0.00 | 0.00 | 3,647,778.00 | 0.00 | 3,647,778.00 |
| 3.1.25 | PATRIMONIO PUBLICO INCORPORADO | 4,256,008.00 | 4,216,105.00 | 0.00 | 39,903.00 | 0.00 | 39,903.00 |
| 3.1.25.25 | BIENES | 4,226,105.00 | 4,216,105.00 | 0.00 | 10,000.00 | 0.00 | 10,000.00 |
| 3.1.25.26 | DERECHOS | 15,372.00 | 0.00 | 0.00 | 15,372.00 | 0.00 | 15,372.00 |
| 3.1.25.31 | BIENES DE USO PERMANENTE SIN CONTRAPRESTACION | 14,531.00 | 0.00 | 0.00 | 14,531.00 | 0.00 | 14,531.00 |
| 3.1.28 | PROVISIONES AMORTIZAC Y DEPRECIACION | -35,704,504.00 | 8,972,865.00 | 35,704,504.00 | -8,972,865.00 | 0.00 | -8,972,865.00 |
| 3.1.28.04 | DEPRECIACION PROPIEDAD PLANTA Y EQUIPO | -4,209,506.00 | 1,258,608.00 | 4,209,506.00 | -1,258,608.00 | 0.00 | -1,258,608.00 |
| 3.1.28.06 | PROVISIONES AMORTIZAC Y DEPRECIACION | -24,068,780.00 | 7,168,916.00 | 24,068,780.00 | -7,168,916.00 | 0.00 | -7,168,916.00 |
| 3.1.28.07 | AMORTIZACION OTROS ACTIVOS | -7,426,218.00 | 545,341.00 | 7,426,218.00 | -545,341.00 | 0.00 | -545,341.00 |
| 4 | INGRESOS | 0.00 | 8,296,531.00 | 637,103,406.00 | 628,806,875.00 | 0.00 | 628,806,875.00 |
| 4.1 | INGRESOS FISCALES | 0.00 | 7,338,424.00 | 348,222,152.00 | 340,883,728.00 | 0.00 | 340,883,728.00 |
| 4.1.05 | TRIBUTARIOS | 0.00 | 0.00 | 303,764,467.00 | 303,764,467.00 | 0.00 | 303,764,467.00 |
| 4.1.05.07 | PREDIAL UNIFICADO | 0.00 | 0.00 | 240,583,407.00 | 240,583,407.00 | 0.00 | 240,583,407.00 |
| 4.1.05.08 | INDUSTRIA Y COMERCIO | 0.00 | 0.00 | 35,210,437.00 | 35,210,437.00 | 0.00 | 35,210,437.00 |
| 4.1.05.15 | ESPECTACULOS PUBLICOS | 0.00 | 0.00 | 43,885.00 | 43,885.00 | 0.00 | 43,885.00 |
| 4.1.05.19 | DELINEACION URBANA | 0.00 | 0.00 | 3,122,178.00 | 3,122,178.00 | 0.00 | 3,122,178.00 |
| 4.1.05.21 | IMPUESTO DE AVISOS Y TABLEROS | 0.00 | 0.00 | 3,629,703.00 | 3,629,703.00 | 0.00 | 3,629,703.00 |
| 4.1.05.33 | IMPUESTO SOBRE VEHICULOS | 0.00 | 0.00 | 1,726,827.00 | 1,726,827.00 | 0.00 | 1,726,827.00 |
| 4.1.05.35 | SOBRETASA A LA GASOLINA | 0.00 | 0.00 | 8,348,632.00 | 8,348,632.00 | 0.00 | 8,348,632.00 |
| 4.1.05.42 | OCUPACION DE VIAS | 0.00 | 0.00 | 338,009.00 | 338,009.00 | 0.00 | 338,009.00 |
| 4.1.05.45 | IMPUESTO ALUMBRADO PUBLICO | 0.00 | 0.00 | 9,643,426.00 | 9,643,426.00 | 0.00 | 9,643,426.00 |
| 4.1.05.58 | IMPUESTO A PUBLICIDAD EXTERIOR VISUAL | 0.00 | 0.00 | 165,784.00 | 165,784.00 | 0.00 | 165,784.00 |
| 4.1.05.62 | SOBRETASA BOMBERIL | 0.00 | 0.00 | 930,993.00 | 930,993.00 | 0.00 | 930,993.00 |
| 4.1.05.90 | OTROS IMPUESTOS DISTRITAL | 0.00 | 0.00 | 21,186.00 | 21,186.00 | 0.00 | 21,186.00 |
| 4.1.10 | NO TRIBUTARIOS | 0.00 | 1,446,522.00 | 44,457,685.00 | 43,011,163.00 | 0.00 | 43,011,163.00 |

apenas



ALCALDIA DISTRITAL DE BARRANQUILLA
OFICINA DE CONTADURIA
INFORME FINANCIERO ECONOMICO Y SOCIAL
INFORME CONSOLIDADO -CGN-
CORTE A 31 DE MARZO DE 2014

| CODIGO | CUENTA | SALDO INICIAL | MOV DEBITO | MOV CREDITO | SALDO FINAL | SALDO CTE | SALDO NO CTE |
|---------------|--|---------------|---------------------|-----------------------|-----------------------|-------------|-----------------------|
| 4.1.10.01 | TASAS | 0.00 | 0.00 | 3,393,275.00 | 3,393,275.00 | 0.00 | 3,393,275.00 |
| 4.1.10.02 | MULTAS | 0.00 | 0.00 | 6,346,210.00 | 6,346,210.00 | 0.00 | 6,346,210.00 |
| 4.1.10.03 | INTERESES | 0.00 | 0.00 | 1,785,444.00 | 1,785,444.00 | 0.00 | 1,785,444.00 |
| 4.1.10.04 | SANCCIONES | 0.00 | 1,446,522.00 | 2,367,740.00 | 921,218.00 | 0.00 | 921,218.00 |
| 4.1.10.27 | ESTAMPILLAS | 0.00 | 0.00 | 27,292,566.00 | 27,292,566.00 | 0.00 | 27,292,566.00 |
| 4.1.10.32 | PUBLICACIONES | 0.00 | 0.00 | 0.00 | 0.00 | 0.00 | 0.00 |
| 4.1.10.34 | DERECHOS DE TRANSITO | 0.00 | 0.00 | 0.00 | 0.00 | 0.00 | 0.00 |
| 4.1.10.59 | DERECHOS DE EXPLOTACION | 0.00 | 0.00 | 476,598.00 | 476,598.00 | 0.00 | 476,598.00 |
| 4.1.10.61 | CONTRIBUCIONES | 0.00 | 0.00 | 2,533,614.00 | 2,533,614.00 | 0.00 | 2,533,614.00 |
| 4.1.10.62 | CUOTAS DE FISCALIZACION Y AUDITAJE | 0.00 | 0.00 | 0.00 | 0.00 | 0.00 | 0.00 |
| 4.1.10.90 | OTROS INGRESOS NO TRIBUTARIOS | 0.00 | 0.00 | 262,238.00 | 262,238.00 | 0.00 | 262,238.00 |
| 4.1.95 | DESCUENTOS, REBAJAS Y DEVOLUCIONES | 0.00 | 5,891,902.00 | 0.00 | -5,891,902.00 | 0.00 | -5,891,902.00 |
| 4.1.95.02 | INGRESOS NO TRIBUTARIOS | 0.00 | 1,208,006.00 | 0.00 | -1,208,006.00 | 0.00 | -1,208,006.00 |
| 4.1.95.10 | IMPUESTO PREDIAL | 0.00 | 4,334,385.00 | 0.00 | -4,334,385.00 | 0.00 | -4,334,385.00 |
| 4.1.95.11 | INDUSTRIA Y COMERCIO | 0.00 | 349,511.00 | 0.00 | -349,511.00 | 0.00 | -349,511.00 |
| 4.1.95.45 | IMPUESTO CIRCULACION Y TRANSITO | 0.00 | 0.00 | 0.00 | 0.00 | 0.00 | 0.00 |
| 4.3 | VENTA DE SERVICIOS | 0.00 | 0.00 | 3,996,751.00 | 3,996,751.00 | 0.00 | 3,996,751.00 |
| 4.3.05 | SERVICIOS EDUCATIVOS | 0.00 | 0.00 | 357,410.00 | 357,410.00 | 0.00 | 357,410.00 |
| 4.3.05.07 | EDUCACION FORMAL PREESCOLAR | 0.00 | 0.00 | 1,000.00 | 1,000.00 | 0.00 | 1,000.00 |
| 4.3.05.08 | EDUCACION FORMAL BASICA PRIMARIA | 0.00 | 0.00 | 10.00 | 10.00 | 0.00 | 10.00 |
| 4.3.05.09 | EDUCACION FORMAL BASICA SECUNDARIA | 0.00 | 0.00 | 10,320.00 | 10,320.00 | 0.00 | 10,320.00 |
| 4.3.05.10 | EDUCACION FORMAL - MEDIA ACADÉMICA | 0.00 | 0.00 | 608.00 | 608.00 | 0.00 | 608.00 |
| 4.3.05.11 | EDUCACION FORMAL - MEDIA TÉCNICA | 0.00 | 0.00 | 134,685.00 | 134,685.00 | 0.00 | 134,685.00 |
| 4.3.05.50 | SERVICIOS CONEXOS A LA EDUCACIÓN | 0.00 | 0.00 | 210,787.00 | 210,787.00 | 0.00 | 210,787.00 |
| 4.3.60 | SERVICIOS DE DOCUMENTACION E IDENTIFICACION | 0.00 | 0.00 | 3,617,246.00 | 3,617,246.00 | 0.00 | 3,617,246.00 |
| 4.3.60.09 | LICENCIAS DE CONDUCCION | 0.00 | 0.00 | 3,617,246.00 | 3,617,246.00 | 0.00 | 3,617,246.00 |
| 4.3.90 | OTROS SERVICIOS | 0.00 | 0.00 | 22,095.00 | 22,095.00 | 0.00 | 22,095.00 |
| 4.3.90.16 | RECREATIVOS CULTURALES Y DEPORTIVOS | 0.00 | 0.00 | 0.00 | 0.00 | 0.00 | 0.00 |
| 4.3.90.90 | OTROS SERVICIOS | 0.00 | 0.00 | 22,095.00 | 22,095.00 | 0.00 | 22,095.00 |
| 4.3.95 | DEVOLUCIONES REBAJAS Y DESCUENTOS | 0.00 | 0.00 | 0.00 | 0.00 | 0.00 | 0.00 |
| 4.3.95.01 | SERVICIOS EDUCATIVOS | 0.00 | 0.00 | 0.00 | 0.00 | 0.00 | 0.00 |
| 4.4 | TRANSFERENCIAS | 0.00 | 0.00 | 212,028,761.00 | 212,028,761.00 | 0.00 | 212,028,761.00 |
| 4.4.08 | SISTEMA GENERAL DE PARTICIPACION | 0.00 | 0.00 | 128,982,991.00 | 128,982,991.00 | 0.00 | 128,982,991.00 |
| 4.4.08.17 | DISTRITOS -PARTICIPACION PARA SALUD | 0.00 | 0.00 | 35,827,735.00 | 35,827,735.00 | 0.00 | 35,827,735.00 |

apser



ALCALDIA DISTRICTAL DE BARRANQUILLA
 OFICINA DE CONTADURIA
 INFORME FINANCIERO ECONOMICO Y SOCIAL
 INFORME CONSOLIDADO -CGN-
 CORTE A 31 DE MARZO DE 2014

| CODIGO | CUENTA | SALDO INICIAL | MOV DEBITO | MOV CREDITO | SALDO FINAL | SALDO CTE | SALDO NO CTE |
|-----------|--|---------------|------------|---------------|---------------|-----------|---------------|
| 4.4.08.18 | DISTRITOS - PARTICIPACION PARA EDUCACION | 0.00 | 0.00 | 79,726,898.00 | 79,726,898.00 | 0.00 | 79,726,898.00 |
| 4.4.08.19 | DISTRITOS - PARTICIPACION PARA PROPOSITO GENEF | 0.00 | 0.00 | 7,064,921.00 | 7,064,921.00 | 0.00 | 7,064,921.00 |
| 4.4.08.20 | DISTRITOS - PARTICIPACION PARA PENSIONES | 0.00 | 0.00 | 0.00 | 0.00 | 0.00 | 0.00 |
| 4.4.08.21 | DISTRITOS - PROGRAMAS ALIMENTACION ESCOLAR | 0.00 | 0.00 | 489,991.00 | 489,991.00 | 0.00 | 489,991.00 |
| 4.4.08.22 | MUNICIPIOS - RIVERA RIO GRANDE DE LA MAGDALEN | 0.00 | 0.00 | 28,209.00 | 28,209.00 | 0.00 | 28,209.00 |
| 4.4.08.24 | DISTRITO AGUA POTABLE Y SANEAMIENTO | 0.00 | 0.00 | 5,845,237.00 | 5,845,237.00 | 0.00 | 5,845,237.00 |
| 4.4.08.25 | ATENCIÓN INTEGRAL A LA PRIMERA INFANCIA | 0.00 | 0.00 | 0.00 | 0.00 | 0.00 | 0.00 |
| 4.4.13 | SISTEMA GENERAL DE REGALIAS | 0.00 | 0.00 | 351,577.00 | 351,577.00 | 0.00 | 351,577.00 |
| 4.4.13.03 | SGR PARA DESARROLLO REGIONAL | 0.00 | 0.00 | 33,000.00 | 33,000.00 | 0.00 | 33,000.00 |
| 4.4.13.05 | SGR PARA AHORRO FONPET | 0.00 | 0.00 | 318,577.00 | 318,577.00 | 0.00 | 318,577.00 |
| 4.4.21 | DEL SISTEMA GRAL DE SOLIDARIDAD | 0.00 | 0.00 | 67,713,150.00 | 67,713,150.00 | 0.00 | 67,713,150.00 |
| 4.4.21.01 | FOSYGA SOLIDARIDAD | 0.00 | 0.00 | 66,668,755.00 | 66,668,755.00 | 0.00 | 66,668,755.00 |
| 4.4.21.03 | FOSYGA PROMOCION SALUD | 0.00 | 0.00 | 1,044,395.00 | 1,044,395.00 | 0.00 | 1,044,395.00 |
| 4.4.28 | OTRAS TRANSFERENCIAS | 0.00 | 0.00 | 14,981,043.00 | 14,981,043.00 | 0.00 | 14,981,043.00 |
| 4.4.28.02 | PARA PROYECTOS DE INVERSION | 0.00 | 0.00 | 513,066.00 | 513,066.00 | 0.00 | 513,066.00 |
| 4.4.28.03 | PARA GASTOS DE FUNCIONAMIENTO | 0.00 | 0.00 | 9,886,892.00 | 9,886,892.00 | 0.00 | 9,886,892.00 |
| 4.4.28.04 | PARA PROGRAMAS DE SALUD | 0.00 | 0.00 | 376,677.00 | 376,677.00 | 0.00 | 376,677.00 |
| 4.4.28.90 | OTRAS TRANSFERENCIAS | 0.00 | 0.00 | 4,204,408.00 | 4,204,408.00 | 0.00 | 4,204,408.00 |
| 4.7 | OPERACIONES INTERINSTITUCIONALES | 0.00 | 0.00 | 0.00 | 0.00 | 0.00 | 0.00 |
| 4.7.05 | FONDOS RECIBIDOS | 0.00 | 0.00 | 0.00 | 0.00 | 0.00 | 0.00 |
| 4.7.05.08 | FUNCIONAMIENTO | 0.00 | 0.00 | 0.00 | 0.00 | 0.00 | 0.00 |
| 4.7.05.10 | INVERSION | 0.00 | 0.00 | 0.00 | 0.00 | 0.00 | 0.00 |
| 4.7.22 | OPERACIONES SIN FLUJO DE EFECTIVO | 0.00 | 0.00 | 0.00 | 0.00 | 0.00 | 0.00 |
| 4.7.22.90 | OTRAS OPERACIONES SIN FLUJO DE EFECTIVO | 0.00 | 0.00 | 0.00 | 0.00 | 0.00 | 0.00 |
| 4.8 | OTROS INGRESOS | 0.00 | 958,107.00 | 72,855,742.00 | 71,897,635.00 | 0.00 | 71,897,635.00 |
| 4.8.05 | FINANCIEROS | 0.00 | 948,841.00 | 6,711,796.00 | 5,762,955.00 | 0.00 | 5,762,955.00 |
| 4.8.05.22 | INTERESES SOBRE DEPÓSITOS EN INSTITUCIONES FIN | 0.00 | 0.00 | 947,509.00 | 947,509.00 | 0.00 | 947,509.00 |
| 4.8.05.27 | DIVIDENDOS Y PARTICIPACIONES POR COBRAR | 0.00 | 0.00 | 0.00 | 0.00 | 0.00 | 0.00 |
| 4.8.05.35 | RENDIMIENTOS SOBRE DEPÓSITOS EN ADMON | 0.00 | 948,841.00 | 5,760,713.00 | 4,811,872.00 | 0.00 | 4,811,872.00 |
| 4.8.05.88 | UTILIDAD EN NEGOCIACION Y VENTA DE INVERSIONE | 0.00 | 0.00 | 0.00 | 0.00 | 0.00 | 0.00 |
| 4.8.05.90 | OTROS INGRESOS FINANCIERO | 0.00 | 0.00 | 3,574.00 | 3,574.00 | 0.00 | 3,574.00 |
| 4.8.08 | OTROS INGRESOS ORDINARIOS | 0.00 | 0.00 | 771,813.00 | 771,813.00 | 0.00 | 771,813.00 |
| 4.8.08.03 | CUOTAS PARTES DE PENSIONES | 0.00 | 0.00 | 136,749.00 | 136,749.00 | 0.00 | 136,749.00 |
| 4.8.08.07 | MARGEN DE COMERCIALIZACION DE BIENES | 0.00 | 0.00 | 593.00 | 593.00 | 0.00 | 593.00 |

gpc



ALCALDIA DISTRICTAL DE BARRANQUILLA
 OFICINA DE CONTADURIA
 INFORME FINANCIERO ECONOMICO Y SOCIAL
 INFORME CONSOLIDADO -CGN-
 CORTE A 31 DE MARZO DE 2014

| CODIGO | CUENTA | SALDO INICIAL | MOV DEBITO | MOV CREDITO | SALDO FINAL | SALDO CTE | SALDO NO CTE |
|---------------|--|---------------|-----------------------|----------------------|-----------------------|-------------|-----------------------|
| 4.8.08.17 | ARRENDAMIENTO | 0.00 | 0.00 | 634,471.00 | 634,471.00 | 0.00 | 634,471.00 |
| 4.8.10 | EXTRAORDINARIOS | 0.00 | 0.00 | 1,119,885.00 | 1,119,885.00 | 0.00 | 1,119,885.00 |
| 4.8.10.08 | RECUPERACIONES | 0.00 | 0.00 | 690,782.00 | 690,782.00 | 0.00 | 690,782.00 |
| 4.8.10.47 | APROVECHAMIENTOS | 0.00 | 0.00 | 175,090.00 | 175,090.00 | 0.00 | 175,090.00 |
| 4.8.10.49 | INDEMNIZACIONES | 0.00 | 0.00 | 0.00 | 0.00 | 0.00 | 0.00 |
| 4.8.10.50 | RECUPERACIONES FISCALES | 0.00 | 0.00 | 0.00 | 0.00 | 0.00 | 0.00 |
| 4.8.10.90 | OTROS INGRESOS EXTRAORDINARIOS | 0.00 | 0.00 | 254,013.00 | 254,013.00 | 0.00 | 254,013.00 |
| 4.8.15 | AJUSTE DE EJERCICIOS ANTERIORES | 0.00 | 9,266.00 | 64,252,248.00 | 64,242,982.00 | 0.00 | 64,242,982.00 |
| 4.8.15.54 | INGRESOS FISCALES | 0.00 | 4,266.00 | 60,746,333.00 | 60,742,067.00 | 0.00 | 60,742,067.00 |
| 4.8.15.57 | TRANSFERENCIAS | 0.00 | 5,000.00 | 3,492,902.00 | 3,487,902.00 | 0.00 | 3,487,902.00 |
| 4.8.15.59 | EXTRAORDINARIOS | 0.00 | 0.00 | 13,013.00 | 13,013.00 | 0.00 | 13,013.00 |
| 5 | GASTOS | 0.00 | 385,795,122.00 | 24,904,073.00 | 360,891,049.00 | 0.00 | 360,891,049.00 |
| 5.1 | ADMINISTRACION | 0.00 | 118,753,003.00 | 14,846,924.00 | 103,906,079.00 | 0.00 | 103,906,079.00 |
| 5.1.01 | SUELDOS Y SALARIOS | 0.00 | 28,682,623.00 | 10,760,705.00 | 17,921,918.00 | 0.00 | 17,921,918.00 |
| 5.1.01.01 | SUELDOS DEL PERSONAL | 0.00 | 22,952,930.00 | 10,665,059.00 | 12,287,871.00 | 0.00 | 12,287,871.00 |
| 5.1.01.03 | HORAS EXTRAS Y FESTIVOS | 0.00 | 158,107.00 | 0.00 | 158,107.00 | 0.00 | 158,107.00 |
| 5.1.01.05 | GASTOS DE REPRESENTACION | 0.00 | 0.00 | 0.00 | 0.00 | 0.00 | 0.00 |
| 5.1.01.06 | REMUNERACION SERVICIOS TECNICOS | 0.00 | 0.00 | 0.00 | 0.00 | 0.00 | 0.00 |
| 5.1.01.09 | HONORARIOS | 0.00 | 1,631,466.00 | 0.00 | 1,631,466.00 | 0.00 | 1,631,466.00 |
| 5.1.01.13 | PRIMA DE VACACIONES | 0.00 | 687,707.00 | 0.00 | 687,707.00 | 0.00 | 687,707.00 |
| 5.1.01.14 | PRIMA DE NAVIDAD | 0.00 | 779,610.00 | 0.00 | 779,610.00 | 0.00 | 779,610.00 |
| 5.1.01.17 | VACACIONES | 0.00 | 751,279.00 | 0.00 | 751,279.00 | 0.00 | 751,279.00 |
| 5.1.01.18 | BONIFICACION ESPECIAL DE RECREACION | 0.00 | 51,218.00 | 0.00 | 51,218.00 | 0.00 | 51,218.00 |
| 5.1.01.19 | BONIFICACION | 0.00 | 94,331.00 | 0.00 | 94,331.00 | 0.00 | 94,331.00 |
| 5.1.01.23 | AUXILIO DE TRANSPORTE | 0.00 | 6,794.00 | 0.00 | 6,794.00 | 0.00 | 6,794.00 |
| 5.1.01.24 | CESANTIAS | 0.00 | 733,116.00 | 0.00 | 733,116.00 | 0.00 | 733,116.00 |
| 5.1.01.25 | INTERESES SOBRE CESANTIAS | 0.00 | 456,767.00 | 179.00 | 456,588.00 | 0.00 | 456,588.00 |
| 5.1.01.30 | CAPACITACION, BIENESTAR SOCIAL Y EST | 0.00 | 142,890.00 | 0.00 | 142,890.00 | 0.00 | 142,890.00 |
| 5.1.01.31 | DOTACION A TRABAJADORES | 0.00 | 0.00 | 0.00 | 0.00 | 0.00 | 0.00 |
| 5.1.01.33 | RECREACION Y DEPORTES | 0.00 | 31,995.00 | 0.00 | 31,995.00 | 0.00 | 31,995.00 |
| 5.1.01.49 | COMISIONES | 0.00 | 6,461.00 | 0.00 | 6,461.00 | 0.00 | 6,461.00 |
| 5.1.01.50 | BONIFICACION POR SERVICIOS PRESTADOS | 0.00 | 0.00 | 0.00 | 0.00 | 0.00 | 0.00 |
| 5.1.01.52 | PRIMA DE SERVICIOS | 0.00 | 180,326.00 | 95,467.00 | 84,859.00 | 0.00 | 84,859.00 |
| 5.1.01.60 | SUBSIDIO DE ALIMENTACION | 0.00 | 14,652.00 | 0.00 | 14,652.00 | 0.00 | 14,652.00 |

apenas



ALCALDIA DISTRITAL DE BARRANQUILLA
 OFICINA DE CONTADURIA
 INFORME FINANCIERO ECONOMICO Y SOCIAL
 INFORME CONSOLIDADO -CGN-
 CORTE A 31 DE MARZO DE 2014

| CODIGO | CUENTA | SALDO INICIAL | MOV DEBITO | MOV CREDITO | SALDO FINAL | SALDO CTE | SALDO NO CTE |
|---------------|--|---------------|----------------------|---------------------|----------------------|-------------|----------------------|
| 5.1.01.64 | OTRAS PRIMAS | 0.00 | 2,974.00 | 0.00 | 2,974.00 | 0.00 | 2,974.00 |
| 5.1.01.90 | OTROS SUELDOS Y SALARIOS | 0.00 | 0.00 | 0.00 | 0.00 | 0.00 | 0.00 |
| 5.1.02 | CONTRIBUCIONES IMPUTADAS | 0.00 | 58,235,688.00 | 0.00 | 58,235,688.00 | 0.00 | 58,235,688.00 |
| 5.1.02.01 | INCAPACIDADES | 0.00 | 40,271.00 | 0.00 | 40,271.00 | 0.00 | 40,271.00 |
| 5.1.02.09 | PENSIONES DE JUBILACION | 0.00 | 43,189,138.00 | 0.00 | 43,189,138.00 | 0.00 | 43,189,138.00 |
| 5.1.02.11 | AMORTIZACIÓN CALCULO ACTUARIAL DE CUOTAS PA | 0.00 | 14,402,312.00 | 0.00 | 14,402,312.00 | 0.00 | 14,402,312.00 |
| 5.1.02.12 | AMORTIZACIÓN PROVISIONAL BONOS PENSIONALES | 0.00 | 603,967.00 | 0.00 | 603,967.00 | 0.00 | 603,967.00 |
| 5.1.03 | CONTRIBUCIONES EFECTIVAS | 0.00 | 7,472,914.00 | 4,080,595.00 | 3,392,319.00 | 0.00 | 3,392,319.00 |
| 5.1.03.02 | APORTES A CAJAS DE COMPENSACION FAM | 0.00 | 518,649.00 | 0.00 | 518,649.00 | 0.00 | 518,649.00 |
| 5.1.03.03 | COTIZACIONES A SEGURIDAD SOCIAL EN | 0.00 | 5,233,995.00 | 4,080,595.00 | 1,153,400.00 | 0.00 | 1,153,400.00 |
| 5.1.03.05 | COTIZACIONES A RIESGOS PROFESIONALE | 0.00 | 143,679.00 | 0.00 | 143,679.00 | 0.00 | 143,679.00 |
| 5.1.03.06 | COTIZACION A ENTIDADES ADMINISTRADORAS PRIM | 0.00 | 1,423,327.00 | 0.00 | 1,423,327.00 | 0.00 | 1,423,327.00 |
| 5.1.03.07 | COTIZACION A ENTIDADES ADMINISTRADORAS | 0.00 | 153,264.00 | 0.00 | 153,264.00 | 0.00 | 153,264.00 |
| 5.1.04 | APORTE SOBRE LA NOMINA | 0.00 | 648,285.00 | 0.00 | 648,285.00 | 0.00 | 648,285.00 |
| 5.1.04.01 | APORTES AL ICBF | 0.00 | 388,936.00 | 0.00 | 388,936.00 | 0.00 | 388,936.00 |
| 5.1.04.02 | APORTES AL SENNA | 0.00 | 64,856.00 | 0.00 | 64,856.00 | 0.00 | 64,856.00 |
| 5.1.04.03 | APORTES ESAP | 0.00 | 64,856.00 | 0.00 | 64,856.00 | 0.00 | 64,856.00 |
| 5.1.04.04 | APORTES A ESCUELAS INDUSTRIALES E INST TECNICO | 0.00 | 129,637.00 | 0.00 | 129,637.00 | 0.00 | 129,637.00 |
| 5.1.11 | GENERALES | 0.00 | 23,713,493.00 | 5,624.00 | 23,707,869.00 | 0.00 | 23,707,869.00 |
| 5.1.11.06 | ESTUDIOS Y PROYECTOS | 0.00 | 0.00 | 0.00 | 0.00 | 0.00 | 0.00 |
| 5.1.11.11 | COMISIONES, HONORARIOS Y SERVICIOS | 0.00 | 9,206,466.00 | 5,172.00 | 9,201,294.00 | 0.00 | 9,201,294.00 |
| 5.1.11.12 | OBRAS Y MEJORAS EN PROPIEDAD AJENA | 0.00 | 0.00 | 0.00 | 0.00 | 0.00 | 0.00 |
| 5.1.11.13 | VIGILANCIA Y SEGURIDAD | 0.00 | 2,359,877.00 | 0.00 | 2,359,877.00 | 0.00 | 2,359,877.00 |
| 5.1.11.14 | MATERIALES Y SUMINISTRO | 0.00 | 787,914.00 | 0.00 | 787,914.00 | 0.00 | 787,914.00 |
| 5.1.11.15 | MANTENIMIENTO | 0.00 | 990,645.00 | 0.00 | 990,645.00 | 0.00 | 990,645.00 |
| 5.1.11.16 | REPARACIONES | 0.00 | 65.00 | 0.00 | 65.00 | 0.00 | 65.00 |
| 5.1.11.17 | SERVICIOS PUBLICOS | 0.00 | 4,390,763.00 | 0.00 | 4,390,763.00 | 0.00 | 4,390,763.00 |
| 5.1.11.18 | ARRENDAMIENTO | 0.00 | 1,768,438.00 | 0.00 | 1,768,438.00 | 0.00 | 1,768,438.00 |
| 5.1.11.19 | VIAJES Y GASTOS DE VIAJES | 0.00 | 103,268.00 | 452.00 | 102,816.00 | 0.00 | 102,816.00 |
| 5.1.11.20 | PUBLICIDAD Y PROPAGANDA | 0.00 | 2,725,780.00 | 0.00 | 2,725,780.00 | 0.00 | 2,725,780.00 |
| 5.1.11.21 | IMPRESOS PUBLICACIONES Y SUSCIPCION | 0.00 | 110,748.00 | 0.00 | 110,748.00 | 0.00 | 110,748.00 |
| 5.1.11.22 | FOTOCOPIAS | 0.00 | 0.00 | 0.00 | 0.00 | 0.00 | 0.00 |
| 5.1.11.23 | COMUNICACIONES Y TRANSPORTE | 0.00 | 227,204.00 | 0.00 | 227,204.00 | 0.00 | 227,204.00 |
| 5.1.11.25 | SEGUROS GENERALES | 0.00 | 164,285.00 | 0.00 | 164,285.00 | 0.00 | 164,285.00 |

sp



ALCALDIA DISTRITAL DE BARRANQUILLA
 OFICINA DE CONTADURIA
 INFORME FINANCIERO ECONOMICO Y SOCIAL
 INFORME CONSOLIDADO -CGN-
 CORTE A 31 DE MARZO DE 2014

| CODIGO | CUENTA | SALDO INICIAL | MOV DEBITO | MOV CREDITO | SALDO FINAL | SALDO CTE | SALDO NO CTE |
|-----------|--|---------------|----------------|--------------|----------------|-----------|----------------|
| 5.1.11.32 | ESTUDIOS Y DISEÑOS | 0.00 | 0.00 | 0.00 | 0.00 | 0.00 | 0.00 |
| 5.1.11.37 | EVENTOS CULTURALES | 0.00 | 0.00 | 0.00 | 0.00 | 0.00 | 0.00 |
| 5.1.11.40 | CONTRATOS DE ADMON | 0.00 | 0.00 | 0.00 | 0.00 | 0.00 | 0.00 |
| 5.1.11.46 | COMBUSTIBLES Y LUBRICANTES | 0.00 | 616,784.00 | 0.00 | 616,784.00 | 0.00 | 616,784.00 |
| 5.1.11.49 | SERVICIOS DE ASEO, CAFETERIA Y REST | 0.00 | 99,769.00 | 0.00 | 99,769.00 | 0.00 | 99,769.00 |
| 5.1.11.54 | ORGANIZACIÓN DE EVENTOS | 0.00 | 150,726.00 | 0.00 | 150,726.00 | 0.00 | 150,726.00 |
| 5.1.11.55 | ELEMENTOS DE ASEO Y LAVANDERIA | 0.00 | 35.00 | 0.00 | 35.00 | 0.00 | 35.00 |
| 5.1.11.64 | GASTOS LEGALES | 0.00 | 684.00 | 0.00 | 684.00 | 0.00 | 684.00 |
| 5.1.11.90 | OTROS GASTOS GENERALES | 0.00 | 10,042.00 | 0.00 | 10,042.00 | 0.00 | 10,042.00 |
| 5.1.20 | IMPUESTOS CONTRIBUCIONES Y TASAS | 0.00 | 0.00 | 0.00 | 0.00 | 0.00 | 0.00 |
| 5.1.20.08 | SANCIONES | 0.00 | 0.00 | 0.00 | 0.00 | 0.00 | 0.00 |
| 5.2 | DE OPERACIÓN | 0.00 | 0.00 | 0.00 | 0.00 | 0.00 | 0.00 |
| 5.2.11 | GENERALES | 0.00 | 0.00 | 0.00 | 0.00 | 0.00 | 0.00 |
| 5.2.11.29 | MATERIALES DE EDUCACION | 0.00 | 0.00 | 0.00 | 0.00 | 0.00 | 0.00 |
| 5.3 | "PROVISIONES, AGOTAMIENTO Y DEPREC" | 0.00 | 9,494,455.00 | 0.00 | 9,494,455.00 | 0.00 | 9,494,455.00 |
| 5.3.02 | PROVISION PARA PROTECC INVERSIONES | 0.00 | 4,259,436.00 | 0.00 | 4,259,436.00 | 0.00 | 4,259,436.00 |
| 5.3.02.33 | INVERSIONES PATRIMONIALES EN ENTIDADES NO CC | 0.00 | 4,250,300.00 | 0.00 | 4,250,300.00 | 0.00 | 4,250,300.00 |
| 5.3.02.34 | PROVISION PARA INVER EN ENT NO CONTROL | 0.00 | 9,136.00 | 0.00 | 9,136.00 | 0.00 | 9,136.00 |
| 5.3.02.35 | PROVISION PARA INVER EN ENT CONTROL | 0.00 | 0.00 | 0.00 | 0.00 | 0.00 | 0.00 |
| 5.3.04 | PROVISIONES, AGOTAMIENTO Y SERVICIOS | 0.00 | 0.00 | 0.00 | 0.00 | 0.00 | 0.00 |
| 5.3.04.05 | PRESTACION DE SERVICIOS | 0.00 | 0.00 | 0.00 | 0.00 | 0.00 | 0.00 |
| 5.3.14 | PROVISION PARA CONTINGENCIA | 0.00 | 5,235,019.00 | 0.00 | 5,235,019.00 | 0.00 | 5,235,019.00 |
| 5.3.14.01 | LITIGIOS Y DEMANDAS | 0.00 | 5,235,019.00 | 0.00 | 5,235,019.00 | 0.00 | 5,235,019.00 |
| 5.4 | TRANSFERENCIAS | 0.00 | 32,615,090.00 | 21,448.00 | 32,593,642.00 | 0.00 | 32,593,642.00 |
| 5.4.23 | OTRAS TRANSFERENCIAS | 0.00 | 32,615,090.00 | 21,448.00 | 32,593,642.00 | 0.00 | 32,593,642.00 |
| 5.4.23.02 | PARA PROYECTOS DE INVERSIÓN | 0.00 | 26,226,711.00 | 0.00 | 26,226,711.00 | 0.00 | 26,226,711.00 |
| 5.4.23.03 | PARA GASTOS DE FUNCIONAMIENTO | 0.00 | 6,388,379.00 | 21,448.00 | 6,366,931.00 | 0.00 | 6,366,931.00 |
| 5.5 | GASTO SOCIAL | 0.00 | 217,652,533.00 | 6,394,125.00 | 211,258,408.00 | 0.00 | 211,258,408.00 |
| 5.5.01 | EDUCACION | 0.00 | 103,161,178.00 | 5,237,773.00 | 97,923,405.00 | 0.00 | 97,923,405.00 |
| 5.5.01.01 | SUELDOS Y SALARIOS | 0.00 | 51,530,317.00 | 2,547.00 | 51,527,770.00 | 0.00 | 51,527,770.00 |
| 5.5.01.02 | CONTRIBUCIONES IMPUTADAS | 0.00 | 0.00 | 0.00 | 0.00 | 0.00 | 0.00 |
| 5.5.01.03 | CONTRIBUCIONES EFECTIVAS | 0.00 | 20,519,375.00 | 5,233,726.00 | 15,285,649.00 | 0.00 | 15,285,649.00 |
| 5.5.01.04 | APORTES SOBRE LA NOMINA | 0.00 | 3,325,229.00 | 0.00 | 3,325,229.00 | 0.00 | 3,325,229.00 |
| 5.5.01.05 | GENERALES | 0.00 | 14,493,147.00 | 1,500.00 | 14,491,647.00 | 0.00 | 14,491,647.00 |

epus



ALCALDIA DISTRITAL DE BARRANQUILLA
 OFICINA DE CONTADURIA
 INFORME FINANCIERO ECONOMICO Y SOCIAL
 INFORME CONSOLIDADO -CGN-
 CORTE A 31 DE MARZO DE 2014

| CODIGO | CUENTA | SALDO INICIAL | MOV DEBITO | MOV CREDITO | SALDO FINAL | SALDO CTE | SALDO NO CTE |
|-----------|---|---------------|----------------------|---------------------|----------------------|-------------|----------------------|
| 5.5.01.06 | ASIGNACION DE BIENES Y SERVICIOS | 0.00 | 13,293,110.00 | 0.00 | 13,293,110.00 | 0.00 | 13,293,110.00 |
| 5.5.02 | SALUD | 0.00 | 74,506,021.00 | 1,065,352.00 | 73,440,669.00 | 0.00 | 73,440,669.00 |
| 5.5.02.01 | SUELDOS Y SALARIOS | 0.00 | 702,369.00 | 702,369.00 | 0.00 | 0.00 | 0.00 |
| 5.5.02.03 | CONTRIBUCIONES EFECTIVAS | 0.00 | 342,548.00 | 342,548.00 | 0.00 | 0.00 | 0.00 |
| 5.5.02.04 | APORTES SOBRE LA NOMINA | 0.00 | 0.00 | 0.00 | 0.00 | 0.00 | 0.00 |
| 5.5.02.05 | GENERALES | 0.00 | 812,714.00 | 0.00 | 812,714.00 | 0.00 | 812,714.00 |
| 5.5.02.06 | ASIGNACION DE BIENES Y SERVICIOS | 0.00 | 285,500.00 | 0.00 | 285,500.00 | 0.00 | 285,500.00 |
| 5.5.02.08 | SUBSIDIO A LA OFERTA | 0.00 | 4,990,839.00 | 20,435.00 | 4,970,404.00 | 0.00 | 4,970,404.00 |
| 5.5.02.10 | REGIMEN SUBSIDIADO | 0.00 | 67,079,865.00 | 0.00 | 67,079,865.00 | 0.00 | 67,079,865.00 |
| 5.5.02.16 | ACCIONES DE SALUD PUBLICA | 0.00 | 292,186.00 | 0.00 | 292,186.00 | 0.00 | 292,186.00 |
| 5.5.03 | AGUA POTABLE Y SANEAMIENTO BASICO | 0.00 | 10,937,070.00 | 0.00 | 10,937,070.00 | 0.00 | 10,937,070.00 |
| 5.5.03.06 | ASIGNACION DE BIENES Y SERVICIOS | 0.00 | 10,937,070.00 | 0.00 | 10,937,070.00 | 0.00 | 10,937,070.00 |
| 5.5.04 | VIVIENDA | 0.00 | 0.00 | 0.00 | 0.00 | 0.00 | 0.00 |
| 5.5.04.05 | GENERALES | 0.00 | 0.00 | 0.00 | 0.00 | 0.00 | 0.00 |
| 5.5.04.06 | ASIGNACION DE BIENES Y SERVICIOS | 0.00 | 0.00 | 0.00 | 0.00 | 0.00 | 0.00 |
| 5.5.05 | RECREACION Y DEPORTES | 0.00 | 2,094,558.00 | 85,000.00 | 2,009,558.00 | 0.00 | 2,009,558.00 |
| 5.5.05.05 | GENERALES | 0.00 | 1,500.00 | 0.00 | 1,500.00 | 0.00 | 1,500.00 |
| 5.5.05.06 | ASIGNACION DE BIENES Y SERVICIOS | 0.00 | 2,093,058.00 | 85,000.00 | 2,008,058.00 | 0.00 | 2,008,058.00 |
| 5.5.06 | CULTURA | 0.00 | 4,379,339.00 | 6,000.00 | 4,373,339.00 | 0.00 | 4,373,339.00 |
| 5.5.06.06 | ASIGNACION DE BIENES Y SERVICIOS | 0.00 | 4,379,339.00 | 6,000.00 | 4,373,339.00 | 0.00 | 4,373,339.00 |
| 5.5.07 | DESARROLLO COMUNITARIO Y BIENESTAR | 0.00 | 19,469,568.00 | 0.00 | 19,469,568.00 | 0.00 | 19,469,568.00 |
| 5.5.07.05 | GENERALES | 0.00 | 5,227,198.00 | 0.00 | 5,227,198.00 | 0.00 | 5,227,198.00 |
| 5.5.07.06 | ASIGNACION DE BIENES Y SERVICIOS | 0.00 | 14,242,370.00 | 0.00 | 14,242,370.00 | 0.00 | 14,242,370.00 |
| 5.5.08 | MEDIO AMBIENTE | 0.00 | 0.00 | 0.00 | 0.00 | 0.00 | 0.00 |
| 5.5.08.02 | ACTIVIDADES DE RECUPERACION | 0.00 | 0.00 | 0.00 | 0.00 | 0.00 | 0.00 |
| 5.5.08.06 | ESTUDIOS Y PROYECTOS | 0.00 | 0.00 | 0.00 | 0.00 | 0.00 | 0.00 |
| 5.5.50 | SUBSIDIOS ASIGNADOS | 0.00 | 3,104,799.00 | 0.00 | 3,104,799.00 | 0.00 | 3,104,799.00 |
| 5.5.50.02 | PARA EDUCACION | 0.00 | 0.00 | 0.00 | 0.00 | 0.00 | 0.00 |
| 5.5.50.04 | PARA ATENCION EN SALUD | 0.00 | 0.00 | 0.00 | 0.00 | 0.00 | 0.00 |
| 5.5.50.08 | REDES | 0.00 | 803,158.00 | 0.00 | 803,158.00 | 0.00 | 803,158.00 |
| 5.5.50.09 | SERVICIO DE ACUEDUCTO | 0.00 | 1,954,241.00 | 0.00 | 1,954,241.00 | 0.00 | 1,954,241.00 |
| 5.5.50.90 | OTROS SUBSIDIOS ASIGNADOS | 0.00 | 347,400.00 | 0.00 | 347,400.00 | 0.00 | 347,400.00 |
| 5.7 | OPERACIONES INTERINSTITUCIONALES | 0.00 | 0.00 | 0.00 | 0.00 | 0.00 | 0.00 |
| 5.7.05 | FONDOS ENTREGADOS | 0.00 | 0.00 | 0.00 | 0.00 | 0.00 | 0.00 |

Carolina

ALCALDIA DISTRITAL DE BARRANQUILLA
OFICINA DE CONTADURIA
INFORME FINANCIERO ECONOMICO Y SOCIAL
INFORME CONSOLIDADO -CGN-
CORTE A 31 DE MARZO DE 2014

| CODIGO | CUENTA | SALDO INICIAL | MOV DEBITO | MOV CREDITO | SALDO FINAL | SALDO CTE | SALDO NO CTE |
|-----------|--|---------------|--------------|--------------|---------------|-----------|---------------|
| 5.7.05.08 | FONDOS ENTREGADOS | 0.00 | 0.00 | 0.00 | 0.00 | 0.00 | 0.00 |
| 5.7.20 | OPERACIONES DE ENLACE | 0.00 | 0.00 | 0.00 | 0.00 | 0.00 | 0.00 |
| 5.7.20.80 | RECAUDOS | 0.00 | 0.00 | 0.00 | 0.00 | 0.00 | 0.00 |
| 5.8 | OTROS GASTOS | 0.00 | 7,280,041.00 | 3,641,576.00 | 3,638,465.00 | 0.00 | 3,638,465.00 |
| 5.8.01 | INTERESES | 0.00 | 5,935,423.00 | 0.00 | 5,935,423.00 | 0.00 | 5,935,423.00 |
| 5.8.01.09 | INTERESES CREDITOS JUDICIALES | 0.00 | 0.00 | 0.00 | 0.00 | 0.00 | 0.00 |
| 5.8.01.35 | OPERACION DE CREDITO PUBLICO | 0.00 | 4,505,964.00 | 0.00 | 4,505,964.00 | 0.00 | 4,505,964.00 |
| 5.8.01.40 | OPERACIONES FINANCIAMIENTO LARGO PLAZO | 0.00 | 1,427,767.00 | 0.00 | 1,427,767.00 | 0.00 | 1,427,767.00 |
| 5.8.01.90 | OTROS INTERESES | 0.00 | 1,692.00 | 0.00 | 1,692.00 | 0.00 | 1,692.00 |
| 5.8.02 | COMISIONES | 0.00 | 825,623.00 | 201,338.00 | 624,285.00 | 0.00 | 624,285.00 |
| 5.8.02.37 | COMISIONES SOBRE RECURSOS ENTREGADOS EN AD | 0.00 | 805,880.00 | 201,338.00 | 604,542.00 | 0.00 | 604,542.00 |
| 5.8.02.38 | COMISIONES Y OTROS GASTOS BANCARIOS | 0.00 | 19,743.00 | 0.00 | 19,743.00 | 0.00 | 19,743.00 |
| 5.8.02.90 | OTRAS COMISIONES | 0.00 | 0.00 | 0.00 | 0.00 | 0.00 | 0.00 |
| 5.8.05 | FINANCIEROS | 0.00 | 89,897.00 | 0.00 | 89,897.00 | 0.00 | 89,897.00 |
| 5.8.05.26 | ADMINISTRACION DE FIDUCIA | 0.00 | 0.00 | 0.00 | 0.00 | 0.00 | 0.00 |
| 5.8.05.90 | OTROS GASTOS FINANCIEROS | 0.00 | 89,897.00 | 0.00 | 89,897.00 | 0.00 | 89,897.00 |
| 5.8.08 | OTROS GASTOS ORDINARIOS | 0.00 | 0.00 | 0.00 | 0.00 | 0.00 | 0.00 |
| 5.8.08.02 | PERDIDA EN RETIRO DE ACTIVOS | 0.00 | 0.00 | 0.00 | 0.00 | 0.00 | 0.00 |
| 5.8.08.12 | SENTENCIAS | 0.00 | 0.00 | 0.00 | 0.00 | 0.00 | 0.00 |
| 5.8.10 | EXTRAORDINARIOS | 0.00 | 0.00 | 0.00 | 0.00 | 0.00 | 0.00 |
| 5.8.10.90 | OTROS GASTOS ORDINARIOS | 0.00 | 0.00 | 0.00 | 0.00 | 0.00 | 0.00 |
| 5.8.15 | AJUSTE DE EJERCICIOS ANTERIORES | 0.00 | 429,098.00 | 3,440,238.00 | -3,011,140.00 | 0.00 | -3,011,140.00 |
| 5.8.15.88 | GASTOS DE ADMINISTRACION | 0.00 | 428,601.00 | 185,120.00 | 243,481.00 | 0.00 | 243,481.00 |
| 5.8.15.89 | GASTOS DE OPERACION | 0.00 | 0.00 | 45,468.00 | -45,468.00 | 0.00 | -45,468.00 |
| 5.8.15.90 | PROVISION DEPREACION Y AMORTIZACION | 0.00 | 0.00 | 0.00 | 0.00 | 0.00 | 0.00 |
| 5.8.15.91 | TRANSFERENCIAS | 0.00 | 0.00 | 0.00 | 0.00 | 0.00 | 0.00 |
| 5.8.15.92 | GASTO PUBLICO SOCIAL | 0.00 | 0.00 | 3,209,650.00 | -3,209,650.00 | 0.00 | -3,209,650.00 |
| 5.8.15.93 | AL OTROS GASTOS | 0.00 | 497.00 | 0.00 | 497.00 | 0.00 | 497.00 |
| 5.9 | CIERRE DE INGRESOS COSTOS Y GASTOS | 0.00 | 0.00 | 0.00 | 0.00 | 0.00 | 0.00 |
| 5.9.05 | CIERRE DE INGRESOS COSTOS Y GASTOS | 0.00 | 0.00 | 0.00 | 0.00 | 0.00 | 0.00 |
| 5.9.05.01 | CIERRE DE INGRESOS COSTOS Y GASTOS | 0.00 | 0.00 | 0.00 | 0.00 | 0.00 | 0.00 |
| 6 | COSTOS DE VENTAS Y OPERACION | 0.00 | 2,280,102.00 | 0.00 | 2,280,102.00 | 0.00 | 2,280,102.00 |
| 6.3 | COSTO DE VENTAS DE SERVICIOS | 0.00 | 2,280,102.00 | 0.00 | 2,280,102.00 | 0.00 | 2,280,102.00 |
| 6.3.05 | SERVICIOS EDUCATIVOS | 0.00 | 2,280,102.00 | 0.00 | 2,280,102.00 | 0.00 | 2,280,102.00 |

apenas



ALCALDIA DISTRICTAL DE BARRANQUILLA
 OFICINA DE CONTADURIA
 INFORME FINANCIERO ECONOMICO Y SOCIAL
 INFORME CONSOLIDADO -CGN-
 CORTE A 31 DE MARZO DE 2014

| CODIGO | CUENTA | SALDO INICIAL | MOV DEBITO | MOV CREDITO | SALDO FINAL | SALDO CTE | SALDO NO CTE |
|-----------|--------------------------------------|-----------------|---------------|---------------|-----------------|-----------|-----------------|
| 6.3.05.01 | EDUCACIÓN FORMAL - PREESCOLAR | 0.00 | 205,689.00 | 0.00 | 205,689.00 | 0.00 | 205,689.00 |
| 6.3.05.02 | EDUCACIÓN FORMAL - BÁSICA PRIMARIA | 0.00 | 830,603.00 | 0.00 | 830,603.00 | 0.00 | 830,603.00 |
| 6.3.05.03 | EDUCACIÓN FORMAL - BÁSICA SECUNDARIA | 0.00 | 865,275.00 | 0.00 | 865,275.00 | 0.00 | 865,275.00 |
| 6.3.05.04 | EDUCACIÓN FORMAL - MEDIA ACADÉMICA | 0.00 | 303,265.00 | 0.00 | 303,265.00 | 0.00 | 303,265.00 |
| 6.3.05.05 | EDUCACIÓN FORMAL - MEDIA TÉCNICA | 0.00 | 75,270.00 | 0.00 | 75,270.00 | 0.00 | 75,270.00 |
| 6.3.05.50 | SERVICIOS CONEXOS A LA EDUCACIÓN | 0.00 | 0.00 | 0.00 | 0.00 | 0.00 | 0.00 |
| 8 | CUENTAS DE ORDEN DEUDORAS | 0.00 | 47,536,570.00 | 47,536,570.00 | 0.00 | 0.00 | 0.00 |
| 8.1 | DERECHOS CONTINGENTES | 388,051,674.00 | 31,976,715.00 | 15,559,855.00 | 404,468,534.00 | 0.00 | 404,468,534.00 |
| 8.1.20 | LITIGIOS Y DEMANDAS | 1,083,580.00 | 0.00 | 0.00 | 1,083,580.00 | 0.00 | 1,083,580.00 |
| 8.1.20.04 | OBLIGACIONES ADMINISTRATIVA | 824,332.00 | 0.00 | 0.00 | 824,332.00 | 0.00 | 824,332.00 |
| 8.1.20.05 | OBLIGACIONES FISCALES | 259,248.00 | 0.00 | 0.00 | 259,248.00 | 0.00 | 259,248.00 |
| 8.1.90 | OTROS DERECHOS CONTINGENTES | 386,968,094.00 | 31,976,715.00 | 15,559,855.00 | 403,384,954.00 | 0.00 | 403,384,954.00 |
| 8.1.90.03 | INTERESES DE MORA | 386,968,094.00 | 31,976,715.00 | 15,559,855.00 | 403,384,954.00 | 0.00 | 403,384,954.00 |
| 8.1.90.90 | OTROS DERECHOS CONTINGENTES | 0.00 | 0.00 | 0.00 | 0.00 | 0.00 | 0.00 |
| 8.3 | DEUDORAS DE CONTROL | 35,228,462.00 | 0.00 | 0.00 | 35,228,462.00 | 0.00 | 35,228,462.00 |
| 8.3.06 | BIENES ENTREGADOS EN CUSTODIA | 31,328,485.00 | 0.00 | 0.00 | 31,328,485.00 | 0.00 | 31,328,485.00 |
| 8.3.06.17 | PROPIEDAD PLANTA Y EQUIPO | 31,328,485.00 | 0.00 | 0.00 | 31,328,485.00 | 0.00 | 31,328,485.00 |
| 8.3.06.90 | OTROS BIENES ENTREGADOS EN CUSTODIA | 0.00 | 0.00 | 0.00 | 0.00 | 0.00 | 0.00 |
| 8.3.12 | DOCUMENTOS ENTREGADOS PARA SU COBRO | 3,860,362.00 | 0.00 | 0.00 | 3,860,362.00 | 0.00 | 3,860,362.00 |
| 8.3.12.90 | OTROS DOCUMENTOS ENTREGADOS | 3,860,362.00 | 0.00 | 0.00 | 3,860,362.00 | 0.00 | 3,860,362.00 |
| 8.3.61 | RESPONSABILIDADES EN PROCESO | 39,615.00 | 0.00 | 0.00 | 39,615.00 | 0.00 | 39,615.00 |
| 8.3.61.02 | ANTE AUTORIDAD COMPETENTE | 39,615.00 | 0.00 | 0.00 | 39,615.00 | 0.00 | 39,615.00 |
| 8.3.90 | OTRAS CUENTAS DEUDORAS DE CONTROL | 0.00 | 0.00 | 0.00 | 0.00 | 0.00 | 0.00 |
| 8.3.90.06 | RECURSOS EMBARGADOS | 0.00 | 0.00 | 0.00 | 0.00 | 0.00 | 0.00 |
| 8.9 | DEUDORAS POR CONTRA (CR) | -423,280,136.00 | 15,559,855.00 | 31,976,715.00 | -439,696,996.00 | 0.00 | -439,696,996.00 |
| 8.9.05 | DERECHOS CONTINGENTES | -388,051,674.00 | 15,559,855.00 | 31,976,715.00 | -404,468,534.00 | 0.00 | -404,468,534.00 |
| 8.9.05.06 | LITIGIOS Y DEMANDAS | -1,083,580.00 | 0.00 | 0.00 | -1,083,580.00 | 0.00 | -1,083,580.00 |
| 8.9.05.90 | OTROS DERECHOS CONTINGENTES | -386,968,094.00 | 15,559,855.00 | 31,976,715.00 | -403,384,954.00 | 0.00 | -403,384,954.00 |
| 8.9.15 | DEUDORAS DE CONTROL POR CONTRA | -35,228,462.00 | 0.00 | 0.00 | -35,228,462.00 | 0.00 | -35,228,462.00 |
| 8.9.15.02 | BIENES ENTREGADOS EN CUSTODIA | -31,328,485.00 | 0.00 | 0.00 | -31,328,485.00 | 0.00 | -31,328,485.00 |
| 8.9.15.04 | DOCUMENTOS ENTREGADOS PARA SU COBRO | -3,860,362.00 | 0.00 | 0.00 | -3,860,362.00 | 0.00 | -3,860,362.00 |
| 8.9.15.21 | RESPONSABILIDADES EN PROCESO | -39,615.00 | 0.00 | 0.00 | -39,615.00 | 0.00 | -39,615.00 |
| 8.9.15.90 | OTRAS CUENTAS DEUDORAS DE CONTROL | 0.00 | 0.00 | 0.00 | 0.00 | 0.00 | 0.00 |
| 9 | CUENTAS DE ORDEN ACREADORAS | 0.00 | 6,619,613.00 | 6,619,613.00 | 0.00 | 0.00 | 0.00 |

apenas



ALCALDIA DISTRICTAL DE BARRANQUILLA
OFICINA DE CONTADURIA
INFORME FINANCIERO ECONOMICO Y SOCIAL
INFORME CONSOLIDADO -CGN-
CORTE A 31 DE MARZO DE 2014

| CODIGO | CUENTA | SALDO INICIAL | MOV DEBITO | MOV CREDITO | SALDO FINAL | SALDO CTE | SALDO NO CTE |
|-----------|---|-----------------|--------------|--------------|-----------------|-----------|-----------------|
| 9.1 | RESPONSABILIDADES CONTINGENTES | 297,649,028.00 | 6,619,613.00 | 0.00 | 291,029,415.00 | 0.00 | 291,029,415.00 |
| 9.1.20 | OBLIGACIONES POTENCIALES | 111,319,995.00 | 6,619,613.00 | 0.00 | 104,700,382.00 | 0.00 | 104,700,382.00 |
| 9.1.20.01 | CIVILES | 48,602,610.00 | 1,363,821.00 | 0.00 | 47,238,789.00 | 0.00 | 47,238,789.00 |
| 9.1.20.02 | LABORALES | 62,717,385.00 | 5,255,792.00 | 0.00 | 57,461,593.00 | 0.00 | 57,461,593.00 |
| 9.1.21 | OBLIGACIONES POTENCIALES | 99,728,242.00 | 0.00 | 0.00 | 99,728,242.00 | 0.00 | 99,728,242.00 |
| 9.1.21.90 | OTRAS OBLIGACIONES POTENCIALES | 99,728,242.00 | 0.00 | 0.00 | 99,728,242.00 | 0.00 | 99,728,242.00 |
| 9.1.90 | OTRAS RESPONSABILIDADES CONTINGENTES | 86,600,791.00 | 0.00 | 0.00 | 86,600,791.00 | 0.00 | 86,600,791.00 |
| 9.1.90.90 | OTRAS RESPONSABILIDADES CONTINGENTES | 86,600,791.00 | 0.00 | 0.00 | 86,600,791.00 | 0.00 | 86,600,791.00 |
| 9.3 | ACREEDORAS DE CONTROL | 5,544,686.00 | 0.00 | 0.00 | 5,544,686.00 | 0.00 | 5,544,686.00 |
| 9.3.90 | OTRAS CUENTAS ACREEDORAS DE CONTROL | 5,544,686.00 | 0.00 | 0.00 | 5,544,686.00 | 0.00 | 5,544,686.00 |
| 9.3.90.15 | SOBRETASA AMBIENTAL AL IMPUESTO PREDIAL | 5,544,686.00 | 0.00 | 0.00 | 5,544,686.00 | 0.00 | 5,544,686.00 |
| 9.9 | ACREEDORES POR EL CONTRA (DB) | -303,193,714.00 | 0.00 | 6,619,613.00 | -296,574,101.00 | 0.00 | -296,574,101.00 |
| 9.9.05 | RESPONSABILIDADES CONTINGENTES POR EL CONTRA | -297,649,028.00 | 0.00 | 6,619,613.00 | -291,029,415.00 | 0.00 | -291,029,415.00 |
| 9.9.05.09 | OBLIGACIONES POTENCIALES | -210,732,066.00 | 0.00 | 6,619,613.00 | -204,112,453.00 | 0.00 | -204,112,453.00 |
| 9.9.05.90 | OTRAS RESPONSABILIDADES CONTINGENTES | -86,916,962.00 | 0.00 | 0.00 | -86,916,962.00 | 0.00 | -86,916,962.00 |
| 9.9.15 | ACREEDORAS DE CONTROL POR CONTRA (DB) | -5,544,686.00 | 0.00 | 0.00 | -5,544,686.00 | 0.00 | -5,544,686.00 |
| 9.9.15.23 | PORCENTAJE SOBRETASA AMBIENTAL IMPPTO PREDIAL | -5,544,686.00 | 0.00 | 0.00 | -5,544,686.00 | 0.00 | -5,544,686.00 |


 ELSA MARGARITA NOGUERA DE LA ESPRIELLA
 ALCALDESA DISTRICTAL DE BARRANQUILLA *W/S*

 RAUL LACOUTURE DIAZ
 SECRETARIO HACIENDA *quins*

 EDGARDO GOMEZ BARGOS
 JEFE OFICINA CONTADURIA
 TP. 104430-1



ALCALDIA DISTRICTAL DE BARRANQUILLA
OFICINA DE CONTADURIA
INFORME OPERACIONES RECIPROCAS
INFORME CONSOLIDADO
CORTE A 31 MARZO 2014

| CODIGO | CUENTA | COD ENTIDADES | NOMBRE ENTIDAD | SALDO CTE | SALDO NO CTE |
|-----------|-----------------------------------|---------------|--------------------------------------|------------|--------------|
| 1.2.08.31 | EN EMPRESAS INDUSTRIALES Y CALE | 220308001 | TRANSMETRO BARRANQUILLA | 0 | 11,980,000 |
| 1.3.05.07 | IMPUESTO PREDIAL UNIFICADO | 13000000 | SUPERINTENDENCIA DE SOCIEDADES | 8,412 | 0 |
| 1.3.05.07 | IMPUESTO PREDIAL UNIFICADO | 121708000 | UNIVERSIDAD DE ATLANTICO | 7,867 | 0 |
| 1.3.05.07 | IMPUESTO PREDIAL UNIFICADO | 110808000 | GOBERNACION DEL ATLANTICO | 706 | 0 |
| 1.3.05.07 | IMPUESTO PREDIAL UNIFICADO | 240108001 | EMPRESA DE DESARROLLO URBANO DE BA | 252,476 | 0 |
| 1.3.05.08 | IMPUESTO INDUSTRIAL Y COMERCIO | 45500000 | FIDUCIARIA CENTRAL S.A. | 57 | 0 |
| 1.3.05.08 | IMPUESTO INDUSTRIAL Y COMERCIO | 41100000 | POSITIVA COMPAÑIA DE SEGUROS S.A. | 2,311 | 0 |
| 1.3.05.08 | IMPUESTO INDUSTRIAL Y COMERCIO | 42200000 | BANCO DE LA REPUBLICA | 8,699 | 0 |
| 1.3.05.08 | IMPUESTO INDUSTRIAL Y COMERCIO | 81500000 | CENTRAL DE INVERSIONES S.A. | 9,783 | 0 |
| 1.3.05.08 | IMPUESTO INDUSTRIAL Y COMERCIO | 231208001 | FORO HIDRICO | 40,490 | 0 |
| 1.3.05.08 | IMPUESTO INDUSTRIAL Y COMERCIO | 240108001 | EMPRESA DE DESARROLLO URBANO DE BA | 26,543 | 0 |
| 1.3.05.08 | IMPUESTO INDUSTRIAL Y COMERCIO | 269411001 | COLVATEL S.A. ESP | 941 | 0 |
| 1.3.05.08 | IMPUESTO INDUSTRIAL Y COMERCIO | 923270865 | E.S.P. ACUEDUCTO REGIONAL COSTERO AR | 164 | 0 |
| 1.3.05.08 | IMPUESTO INDUSTRIAL Y COMERCIO | 923270866 | GECELCA S.A. E.S.P. | 55,207 | 0 |
| 1.3.05.08 | IMPUESTO INDUSTRIAL Y COMERCIO | 923272181 | METROTEL REDES S.A. | 232,937 | 0 |
| 1.3.05.21 | IMPUESTO AVISOS Y TABLEROS | 220208999 | AREA METROPOLITANA | 2,992 | 0 |
| 1.4.01.60 | CONTRIBUCIONES - VALORIZACION | 121708000 | UNIVERSIDAD DE ATLANTICO | 4,726 | 0 |
| 1.4.01.61 | CUOTA DE FISCALIZACION Y AUDITAJ | 231208001 | FORO HIDRICO | 53,380 | 0 |
| 1.4.01.61 | CUOTAS DE FISCALIZACION Y AUDITA | 263008001 | DIRECCION DISTRITAL DE LIQUIDACIONES | 12,271 | 0 |
| 1.4.07.90 | OTROS DEUDORES | 240108001 | EMPRESA DE DESARROLLO URBANO DE BA | 43,353 | 0 |
| 1.4.13.11 | SIST GRAL PARTICIPACION-PARA SALU | 923272429 | DIRECCION DE ADMINISTRACION DE FONDI | 31,271,360 | 0 |
| 1.4.13.14 | OTRAS TRANSFERENCIAS | 114444000 | DEPARTAMENTO DE LA GUAJIRA | 503 | 0 |
| 1.4.13.15 | SIST GRAL PARTICIPACION-PARA SALU | 923272429 | DIRECCION DE ADMINISTRACION DE FONDI | 1,002,449 | 0 |
| 1.4.13.17 | SIST GRAL PARTICIPACION PROPOSITO | 11500000 | MINISTERIO DE HACIENDA | 2,354,975 | 0 |
| 1.4.13.18 | SISTEMA GENERAL DE PARTICIPACION | 11500000 | MINISTERIO DE HACIENDA | 17,574,173 | 0 |
| 1.4.13.19 | SIST GRAL PARTICIPACION ALIMENTA | 11500000 | MINISTERIO DE HACIENDA | 163,330 | 0 |
| 1.4.13.20 | SIST GRAL PARTICIPACION RIO GRAND | 11500000 | MINISTERIO DE HACIENDA | 9,404 | 0 |
| 1.4.13.22 | SIST GRAL PARTICIPACION AGUA POT | 923272412 | VIVIENDA CIUDAD Y TERRITORIO | 1,948,414 | 0 |
| 1.4.20.13 | AVANCES Y ANTICIPOS | 220208999 | AREA METROPOLITANA | 31,498,935 | 0 |

apues



ALCALDIA DISTRICTAL DE BARRANQUILLA
OFICINA DE CONTADURIA
INFORME OPERACIONES RECIPROCAS
INFORME CONSOLIDADO
CORTE A 31 MARZO 2014

| CODIGO | CUENTA | COD ENTIDADES | NOMBRE ENTIDAD | SALDO CTE | SALDO NO CTE |
|-----------|---------------------------------|---------------|---|------------|--------------|
| 1.4.70.08 | CUOTAS PARTES PENSIONALES | 42200000 | BANCO DE LA REPUBLICA | 6,031 | 0 |
| 1.4.70.90 | OTROS DEUDORES | 110808000 | GOBERNACION DEL ATLANTICO | 28,110 | 0 |
| 2.2.08.30 | BANCA COMERCIAL | 69600000 | BANCO AGRARIO DE COLOMBIA | 0 | 8,023,200 |
| 2.3.07.06 | ACUERDOS DE PAGO DEL GOBIERNO | 923272395 | DIRECCION CREDITO PUBLICO | 11,250,000 | 90,292,725 |
| 2.4.01.01 | BIENES Y SERVICIOS | 41800000 | LA PREVISORA S. A. (COMPAÑIA DE SEGURO | 43,475 | 0 |
| 2.4.03.15 | TRANSFERENCIAS CORRIENTES | 263008001 | DIRECCION DISTRICTAL DE LIQUIDACIONES | 1,262,651 | 0 |
| 2.4.22.02 | INTERESES POR PAGAR | 69600000 | BANCO AGRARIO DE COLOMBIA | 18,302 | 0 |
| 2.4.25.12 | SALDOS A FAVOR DE CONTRIBUYENT | 923269813 | E.S.P. EPM TELECOMUNICACIONES S.A. | 514,517 | 0 |
| 2.4.25.52 | HONORARIOS COMISIONES Y SERVICI | 81500000 | CENTRAL DE INVERSIONES S.A. | 145,569 | 0 |
| 2.4.25.53 | SERVICIOS | 22000000 | ESAP | 12,450 | 0 |
| 2.4.25.90 | OTROS AGREEDORES | 26800000 | SENA | 27 | 0 |
| 2.4.25.90 | OTROS AGREEDORES | 110808000 | GOBERNACION DEL ATLANTICO | 4,372 | 0 |
| 2.4.25.90 | OTROS AGREEDORES | 123173000 | HOSPITAL FEDERICO LLERAS ACOSTA ESE IB | 11,640 | 0 |
| 2.4.25.90 | OTROS AGREEDORES | 125005000 | HOSPITAL ANTONIO ROLDAN BETANCUR | 28 | 0 |
| 2.4.25.90 | OTROS AGREEDORES | 825900000 | SUPERSALUD | 37,192 | 0 |
| 2.4.25.90 | OTROS DEUDORES | 923272429 | DIRECCIÓN DE ADMINISTRACIÓN DE FONDI | 41,019 | 0 |
| 2.4.40.80 | OTROS IMPUESTOS DISTRICTALES | 210108001 | ALCALDIA DISTRICTAL DE BARRANQUILLA | 22,231 | 0 |
| 2.4.40.90 | OTROS IMPUESTOS DISTRICTALES | 210108001 | ALCALDIA DISTRICTAL DE BARRANQUILLA | 792 | 0 |
| 2.4.53.01 | EN ADMINISTRACION | 96400000 | MINISTERIO DEL INTERIOR | 1,114,143 | 0 |
| 2.4.80.02 | REGIMEN SUBSIDIADO | 122176000 | HOSPITAL UNIVERSITARIO DEL VALLE EVAR | 213,532 | 0 |
| 2.4.80.02 | REGIMEN SUBSIDIADO | 701000000 | CAJA DE PREVISION SOCIAL DE COMUNICAC | 906,328 | 0 |
| 2.4.80.02 | REGIMEN SUBSIDIADO | 120968000 | E.S.E. HOSPITAL UNIVERSITARIO DE SANTA | 58,044 | 0 |
| 2.4.80.02 | REGIMEN SUBSIDIADO | 124341000 | HOSPITAL UNIVERSITARIO HERNANDO MO | 11,523 | 0 |
| 2.4.80.02 | REGIMEN SUBSIDIADO | 125308000 | E.S.E. HOSPITAL NIÑO JESUS - BARRANQUIL | 491,132 | 0 |
| 2.5.10.06 | CUOTAS PARTES PENSIONALES | 109000000 | MINISTERIO DE AGRICULTURA Y DESARROL | 170,143 | 0 |
| 2.5.10.06 | PENSIONES POR PAGAR | 13000000 | SUPERINTENDENCIA DE SOCIEDADES | 72,166 | 0 |
| 2.5.10.06 | CUOTAS PARTES PENSIONALES | 11100000 | MINISTERIO DE DEFENSA | 12,771 | 0 |
| 2.5.10.06 | CUOTAS PARTES PENSIONALES | 12300000 | POLCIA NACIONAL | 3,406 | 0 |
| 2.5.10.06 | CUOTAS PARTES PENSIONALES | 27400000 | UNIVERSIDAD NACIONAL DE COLOMBIA | 280 | 0 |

[Handwritten signature]



ALCALDIA DISTRICTAL DE BARRANQUILLA
OFICINA DE CONTADURIA
INFORME OPERACIONES RECIPROCAS
INFORME CONSOLIDADO
CORTE A 31 MARZO 2014

| CODIGO | CUENTA | COD ENTIDADES | NOMBRE ENTIDAD | SALDO CTE | SALDO NO CTE |
|-----------|--|---------------|---|-----------|--------------|
| 2.5.10.06 | CUOTAS PARTES PENSIONALES | 70100000 | CAJA DE PREVISION SOCIAL DE COMUNICACIONES | 117,376 | 0 |
| 2.5.10.06 | CUOTAS PARTES PENSIONALES | 112020000 | DEPARTAMENTO DEL CESAR | 14,121 | 0 |
| 2.5.10.06 | CUOTAS PARTES PENSIONALES | 241511001 | FONDO DE PRESTACIONES ECONOMICAS, C | 37,939 | 0 |
| 2.9.17.04 | INDUCO RETENIDO | 63100000 | TRANSELCA S.A. | 64,233 | 0 |
| 2.9.17.04 | INDUCO RETENIDO | 231276001 | EMPRESAS MUNICIPALES DE CALI EICE ESP | 9,582 | 0 |
| 2.9.17.04 | INDUCO RETENIDO | 30808000 | CORPORACION ELECTRICA DE LA COSTA ATLANTICA | 25,307 | 0 |
| 2.9.17.04 | INDUCO RETENIDO | 31500000 | EMPRESA COLOMBIANA DE PRODUCTOS VARIOS | 8,424 | 0 |
| 2.9.17.04 | INDUCO RETENIDO | 69600000 | BANCO AGRARIO DE COLOMBIA | 69 | 0 |
| 2.9.17.04 | INDUCO RETENIDO | 81500000 | CENTRAL DE INVERSIONES S.A. | 16 | 0 |
| 2.9.17.04 | INDUCO RETENIDO | 131310000 | CANAL REGIONAL DE TELEVISION DEL CARIACO | 1,265 | 0 |
| 2.9.17.04 | INDUCO RETENIDO | 240108001 | EMPRESA DE DESARROLLO URBANO DE BARRANQUILLA | 78,231 | 0 |
| 2.9.17.04 | INDUCO RETENIDO | 240108001 | EMPRESA DE DESARROLLO URBANO DE BARRANQUILLA | 962 | 0 |
| 2.9.17.04 | INDUCO RETENIDO | 269411001 | COLVATEL S.A. ESP | 575 | 0 |
| 4.1.05.07 | IMPUESTO PREDIAL UNIFICADO | 13000000 | SUPERINTENDENCIA DE SOCIEDADES | 0 | 8,395 |
| 4.1.05.07 | IMPUESTO PREDIAL UNIFICADO | 121708000 | UNIVERSIDAD DE ATLANTICO | 0 | 7,867 |
| 4.1.05.07 | IMPUESTO PREDIAL UNIFICADO | 822400000 | DEFENSORIA DEL PUEBLO | 0 | 3,099 |
| 4.1.05.07 | IMPUESTO PREDIAL UNIFICADO | 923269424 | CONSEJO PROFESIONAL NACIONAL DE INGENIEROS | 0 | 538 |
| 4.1.05.08 | IMPUESTO INDUSTRIA Y COMERCIO | 45900000 | ALMAGRARIO- ALMACENES GENERALES DE BARRANQUILLA | 0 | 1,239 |
| 4.1.05.08 | IMPUESTO INDUSTRIA Y COMERCIO | 41800000 | LA PREVISORA S. A. (COMPAÑIA DE SEGURO) | 0 | 7,770 |
| 4.1.05.08 | IMPUESTO INDUSTRIA Y COMERCIO | 45500000 | FIDUCIARIA CENTRAL S.A. | 0 | 137 |
| 4.1.05.08 | IMPUESTO INDUSTRIA Y COMERCIO | 63100000 | TRANSELCA S.A. | 0 | 331,891 |
| 4.1.05.33 | IMPUESTO VEHICULO AUTOMOTOR | 63100000 | TRANSELCA S.A. | 0 | 132 |
| 4.1.10.01 | TASAS | 41800000 | LA PREVISORA S. A. (COMPAÑIA DE SEGURO) | 0 | 203 |
| 4.1.10.61 | CONTRIBUCIONES EFECTIVAS | 121708000 | UNIVERSIDAD DE ATLANTICO | 0 | 9,360 |
| 4.4.08.17 | DISTRITOS -PARTICIPACION PARA SALUD | 923272429 | DIRECCIÓN DE ADMINISTRACIÓN DE FONDOS | 0 | 35,827,735 |
| 4.4.08.18 | DISTRITOS -PARTICIPACION PARA EDUCACION | 11300000 | MINISTERIO DE EDUCACION NACIONAL | 0 | 79,726,898 |
| 4.4.08.19 | DISTRITOS -PARTICIPACION PARA PROGRAMAS ALIMENTARIOS | 11500000 | MINISTERIO DE HACIENDA | 0 | 7,064,921 |
| 4.4.08.21 | DISTRITOS -PROGRAMAS ALIMENTARIOS | 11500000 | MINISTERIO DE HACIENDA | 0 | 489,991 |
| 4.4.08.22 | MUNICIPIOS -RIVERA RIO GRANDE DE | 11500000 | MINISTERIO DE HACIENDA | 0 | 28,209 |

Handwritten signature



ALCALDIA DISTRICTAL DE BARRANQUILLA
OFICINA DE CONTADURIA
INFORME OPERACIONES RECIPROCAS
INFORME CONSOLIDADO
CORTE A 31 MARZO 2014

| CODIGO | CUENTA | COD ENTIDADES | NOMBRE ENTIDAD | SALDO CTE | SALDO NO CTE |
|-----------|---------------------------------|---------------|--------------------------------------|-----------|--------------|
| 4.4.08.24 | DISTRITO- AGUA POTABLE Y SANEAM | 923272412 | VIVIENDA CIUDAD Y TERRITORIO | 0 | 5,845,237 |
| 4.4.13.03 | SGR PARA DESARROLLO REGIONAL | 923272447 | SISTEMA GENERAL DE REGALIAS | 0 | 33,000 |
| 4.4.13.05 | SGR PARA AHORRO FONPET | 923272447 | SISTEMA GENERAL DE REGALIAS | 0 | 318,577 |
| 4.4.21.01 | FOSYGA SOLIDARIDAD | 923272429 | DIRECCIÓN DE ADMINISTRACIÓN DE FONDI | 0 | 66,668,755 |
| 4.4.21.03 | FOSYGA PROMOCION | 923272429 | DIRECCIÓN DE ADMINISTRACIÓN DE FONDI | 0 | 1,044,395 |
| 4.4.28.02 | PARA PROYECTOS DE INVERSION | 14100000 | MINISTERIO DE LA CULTURA | 0 | 360,736 |
| 4.4.28.02 | PARA PROYECTOS DE INVERSION | 11300000 | MINISTERIO DE EDUCACION NACIONAL | 0 | 152,330 |
| 4.4.28.03 | PARA PROYECTOS DE INVERSION | 11300000 | MINISTERIO DE EDUCACION NACIONAL | 0 | 9,886,892 |
| 4.4.28.04 | PARA PROYECTOS DE SALUD | 923272421 | MINISTERIO DE SALUD | 0 | 376,677 |
| 5.1.04.01 | APORTES AL ICBF | 23900000 | ICBF | 0 | 388,936 |
| 5.1.04.02 | APORTES AL SENA | 26800000 | SENA | 0 | 64,856 |
| 5.1.04.03 | APORTES ESAP | 22000000 | ESAP | 0 | 64,856 |
| 5.1.04.04 | APORTES A ESCUELAS INDUSTRIALES | 11300000 | MINISTERIO DE EDUCACION NACIONAL | 0 | 129,637 |
| 5.5.01.04 | APORTES SOBRE LA NOMINA | 11300000 | MINISTERIO DE EDUCACION NACIONAL | 0 | 3,325,229 |
| 5.8.05.90 | OTROS GASTOS FINANCIEROS | 63100000 | TRANSELCA S.A | 0 | 1,798 |

ELSA MARGARITA NOGUERA
ELSA MARGARITA NOGUERA DE LA ESPRIELLA
ALCALDESA DISTRICTAL DE BARRANQUILLA
28/3/14

RAUL LACOUTURE DAZA
RAUL LACOUTURE DAZA
SECRETARIO DE HACIENDA
qberis

EDGARDO GOMEZ BARROS
EDGARDO GOMEZ BARROS
JEFE OFICINA CONTADURIA
TP. 104130-T